



Guajome Park Academy



2010 – 2011

State of the School Report

April 15, 2011

By Bob Hampton

Superintendent



Guajome Park Academy

Mission Statement

Our mission is to inspire and mentor all learners to become responsible, critical thinking, global leaders through excellence and innovation in education.

Parameters

Excellence
Accountable
Innovative
Student Centered
Fiscally Responsible



Guajome Park Academy

Beliefs

- We believe students are simpler than you think and more complicated than you can imagine.
- We believe all students can be active participants in their education.
- We believe authentic tasks lead to meaning, connection, and application.
- We believe charter schools equal innovation.
- We believe the future is made through education.
- We believe all students should have the opportunity to be creative, unique risk takers.
- We believe you don't have to spend a lot to learn a lot.
- We believe in looking for creative options to fund an innovative education.
- We believe that we must invest wisely to maximize student achievement.

- We believe in producing future global leaders who embody our mission.
- We believe in a community working together will achieve student success.
- We believe that a quality staff that engages in continuing professional development, collaboration and peer mentoring will result in academically competitive students.
- We believe student potential is unlimited.
- We believe in using research based best practices to drive instruction.
- We believe in providing cutting edge experience.
- We believe all students thrive on success.
- We believe all students have strengths.
- We believe students learn in different ways for different reasons.



Guajome Park Academy 5 Year Focus Plan

5 Year Focus Plan

CURRICULUM – INSTRUCTION – ASSESSMENT

Key: Target Date for Completion			
	2009 - 10		2012 - 13
	2010 - 11		2013 - 14
	2011 - 12		2014 - 15
	Board & Admin. Recommendations		

Goals	Objective	Target Date	Completion Date	Task Assignment
Curriculum	Review current use of school-wide instructional time	2009 - 2010	12/1/2009	Subject Area Leaders/Admin
Instruction	Review current bell schedule for middle/high schools	2009 - 2010	12/1/2009	Subject Area Leaders/Admin
Assessment	Develop a standardized school-wide policy for grading	2009 - 2010	11/12/2009	Subject Area Leaders/Admin
	Implement Initial Algebra Interventions	2009 - 2010	11/20/2009	Admin
	Review formative and summative test taking skills in all classes	2009 - 2010		All teachers
	Implement comprehensive staff evaluations	2009 - 2010	10/1/2009	Admin
	Implement EL courses for interventions	2009 - 2010	1/10/2010	Guidance/EL Staff/Admin

5 Year Focus Plan Continued

CURRICULUM – INSTRUCTION – ASSESSMENT

Key: Target Date for Completion			
	2009 - 10		2012 - 13
	2010 - 11		2013 - 14
	2011 - 12		2014 - 15
	Board & Admin. Recommendations		

Goals	Objective	Target Date	Completion Date	Task Assignment
Curriculum	Review Science course sequence for graduation	2009 - 2010	3/4/2010	Science Department/Subject Area Leaders
Instruction	Review Math course sequence for graduation	2009 - 2010	3/4/2010	Math Department/Subject Area Leaders
Assessment	Review current graduation requirements	2010	3/4/2010	Guidance/Subject Area Leaders/Admin
	Implement a bell schedule change for the 2010-2011 school year	2010	2/5/2010	Governance
	Implement student grade incentives for CST scores	2010	2/5/2010	Governance/Subject Area Leaders
	Implement revised Master Schedule	2010	8/1/2010	Guidance/Admin
	Implement a comprehensive plan to improve standardized test scores	2010 - 2011		Subject Area Leaders/Admin

5 Year Focus Plan Continued

CURRICULUM – INSTRUCTION – ASSESSMENT

Key: Target Date for Completion			
	2009 - 10		2012 - 13
	2010 - 11		2013 - 14
	2011 - 12		2014 - 15
	Board & Admin. Recommendations		

Goals	Objective	Target Date	Completion Date	Task Assignment
Curriculum	Align grading practices within subject area	2010 – 2011		Subject Area Leaders
Instruction	Implement intervention courses for underachieving students	2010 - 2011	11/12/2009	Admin
Assessment	Establish text adoption cycles	2010 - 2011		Subject Area Leaders/Admin
	Modify graduation requirements	2010 - 2011	3/4/2010	Governance
	Implement Benchmark Assessments for Social Science Implement Benchmark Assessments for English Implement Benchmark Assessments for Math	2010 - 2011		Subject Area Leaders/teachers
	Implement API school-wide action plan	2010 - 2011		Subject Area Leaders/Admin/ASB
	Review curriculum to align with State standards	2010 - 2011		Subject Area Leaders

5 Year Focus Plan Continued

CURRICULUM – INSTRUCTION – ASSESSMENT

Key: Target Date for Completion			
	2009 - 10		2012 - 13
	2010 - 11		2013 - 14
	2011 - 12		2014 - 15
	Board & Admin. Recommendations		

Goals	Objective	Target Date	Completion Date	Task Assignment
Curriculum	Implement consistent assessment; test-taking etc.	2010 - 2011		Subject Area Leaders
Instruction	Implement a school-wide standard grading policy	2010 – 2011	11/12/2009	Subject Area Leaders
Assessment	Develop a 5-year plan for staff development and training	2011 - 2012		Subject Area Leaders/Admin
	Establish a committee to review textbooks and resources	2011 - 2012		Subject Area Leaders
	Review AP course offerings	2011 - 2012		Guidance/Admin
	Implement Benchmark Assessments for Science	2012 - 2013		Subject Area Leaders/Science Department
	Implement AP course offerings	2012 - 2013		Governance

5 Year Focus Plan Continued

CURRICULUM – INSTRUCTION - ASSESSMENT

Key: Target Date for Completion			
	2009 - 10		2012 - 13
	2010 - 11		2013 - 14
	2011 - 12		2014 - 15
	Board & Admin. Recommendations		

Goals	Objective	Target Date	Completion Date	Task Assignment
Curriculum Instruction Assessment	Review staff evaluation criteria and practice	2013 - 2014		House Leaders/Subject Area Leaders/Admin
	Apply for California Distinguished School Status	2013 - 2014		Guidance/Admin
	Establish Graduation Exit Outcomes/Diploma Criteria	2013 - 2014		Subject Area Leaders/Admin/Guidance
	Apply for NCLB Blue Ribbon Status	2014 - 2015		Guidance/Admin
	Implement Exit Outcomes	2014 - 2015		Guidance/Subject Area Leaders
	Implement revised staff evaluation criteria	2014 - 2015		Admin

5 Year Focus Plan Continued

FISCAL RESPONSIBILITY

Key: Target Date for Completion			
	2009 - 10		2012 - 13
	2010 - 11		2013 - 14
	2011 - 12		2014 - 15
	Board & Admin. Recommendations		

Goals	Objective	Target Date	Completion Date	Task Assignment
Fiscal Responsibility	Identify potential budget cuts for 2010-2011 and beyond	2009 - 2010	1/15/2010	Board/Admin
	Create long-term fiscal initiatives and goals	2009 - 2010	1/15/2010	Board/Admin
	Identify Board budget priorities	2009 - 2010	1/15/2010	Board/Admin
	Develop a facilities use plan and master schedule	2009 - 2010	6/1/2010	Admin
	Communicate to staff fiscal climate and possible interventions	2009 - 2010	2/1/2010	Board/Admin
	Develop a facilities use plan to increase revenues	2009 - 2010		Board/Admin
	Identify additional source of possible revenues	2010 - 2011	7/1/2010	Board/Foundation/Admin
	Review current attendance policies	2010 - 2011		Admin

5 Year Focus Plan Continued

FISCAL RESPONSIBILITY

Key: Target Date for Completion			
	2009 - 10		2012 - 13
	2010 - 11		2013 - 14
	2011 - 12		2014 - 15
	Board & Admin. Recommendations		

Goals	Objective	Target Date	Completion Date	Task Assignment
Fiscal Responsibility	Create a Budget Forum/Advisory Committee	2010 - 2011		Admin
	Evaluate all services and programs through cost-benefit analysis	2010 - 2011	2/4/2010	Admin
	Implement attendance interventions to increase ADA	2010 - 2011		Admin/House Leaders
	Investigate cost of in-house operations and possibilities of outsourcing of services	2010 - 2011	2/4/2010	Admin

5 Year Focus Plan Continued

GOVERNANCE

Key: Target Date for Completion			
	2009 - 10		2012 - 13
	2010 - 11		2013 - 14
	2011 - 12		2014 - 15
	Board & Admin. Recommendations		

Goals	Objective	Target Date	Completion Date	Task Assignment
Governance	Remove CSS as President and voting member of BOD in practice*	2009 - 2010	6/15/2010	Board/Admin
	Establish a committee to review Board policies and procedure	2009 - 2010	3/5/2010	Board
	Establish a committee to review By-laws	2009 - 2010	3/5/2010	Board
	Establish a committee to review School Council	2009 - 2010	3/5/2010	Board
	Review and address Board attendance and policies	2009 - 2010	6/10/2010	Board
	Establish Board Goals	2009 - 2010		Board
	Clarify and implement any changes to Executive Board and general Board roles and responsibilities	2010 - 2011	6/10/2010	Board/Admin
	Expand Board Training	2010 – 2011		Board/Admin

5 Year Focus Plan Continued

GOVERNANCE

Key: Target Date for Completion			
	2009 - 10		2012 - 13
	2010 - 11		2013 - 14
	2011 - 12		2014 - 15
	Board & Admin. Recommendations		

Goals	Objective	Target Date	Completion Date	Task Assignment
Governance	Adopt Board calendar	2010 - 2011	4/10/2010	Board
	Review Board recruitment practice and procedures	2010 - 2011		Board
	Evaluation of Governance Effectiveness	2011 - 2012		Board

5 Year Focus Plan Continued

CHARTER

Key: Target Date for Completion			
	2009 - 10		2012 - 13
	2010 - 11		2013 - 14
	2011 - 12		2014 - 15
	Board & Admin. Recommendations		

Goals	Objective	Target Date	Completion Date	Task Assignment
Charter	Establish a committee to review and monitor the Charter and suggest changes	2009 - 2010	3/4/2010	Admin
	Modify Charter for VUSD adoption (phase I)	2009 - 2010	6/15/2010	Board/Admin/HL/SAL /Guidance
	Negotiate with VUSD for extension of Charter	2009 - 2010	6/15/2010	Admin
	Present modified charter to VUSD	2009 - 2010	6/15/2010	Board/Admin
	Re-write Charter for future adoption and implementation (phase II)	2010 - 2011		Board/Admin
	Review separate schools for our Charter	2012 - 2013		Board/Admin
	Apply for a state-wide public benefit corporation status with CDE	2012 - 2013		Board/Admin

5 Year Focus Plan Continued

SCHOOL CULTURE

Key: Target Date for Completion			
	2009 - 10		2012 - 13
	2010 - 11		2013 - 14
	2011 - 12		2014 - 15
	Board & Admin. Recommendations		

Goals	Objective	Target Date	Completion Date	Task Assignment
School Culture	Create a Master Agreement for 2010-2011 enrollment	2009 - 2010	1/1/2010	Guidance/House Leaders/Admin
	Revise current expulsion protocols	2009 - 2010	12/1/2009	Admin
	Establish a school-wide discipline matrix	2009 - 2010	9/9/2009	House Leaders
	Establish initial WASC team	2009 - 2010	11/20/2009	House Leaders/Subject Area Leaders
	Review Parent Handbook	2009 - 2010	2/15/2010	Guidance/House Leaders/Admin
	Review roles and responsibilities of House Leaders	2009 - 2010	2/15/2010	House Leaders/Admin
	Establish policies and practice for student recruitment and retention	2009 - 2010	3/4/2010	House Leaders/Admin

5 Year Focus Plan Continued

SCHOOL CULTURE

Key: Target Date for Completion			
	2009 - 10		2012 - 13
	2010 - 11		2013 - 14
	2011 - 12		2014 - 15
	Board & Admin. Recommendations		

Goals	Objective	Target Date	Completion Date	Task Assignment
School Culture	Develop a group of stakeholders to create school identity/school spirit	2010 – 2011		House Leaders/ASB/School Council
	Establish orientations for all new students and parents	2010 - 2011	2/15/2010	Guidance/House Leaders/Admin
	Review role of administrative support for House Leaders	2010 - 2011	2/15/2010	House Leaders/Admin

5 Year Focus Plan Continued

TECHNOLOGY

Key: Target Date for Completion			
	2009 - 10		2012 - 13
	2010 - 11		2013 - 14
	2011 - 12		2014 - 15
	Board & Admin. Recommendations		

Goals	Objective	Target Date	Completion Date	Task Assignment
Technology	Revise current Web page	2009 - 2010	12/7/2009	Admin/Tech
	Identify components and requirements for technology plan	2009 - 2010		Admin/Tech
	Establish a technology committee	2009 - 2010	1/15/2010	Admin
	Develop a comprehensive technology plan	2010 - 2011		Admin/Tech
	Implement the technology plan and technology	2010 - 2011		Guidance/Admin/Subject Area Leaders
	Establish a Computer Literacy Course	2010 - 2011	6/30/2010	Guidance/Subject Area Leaders/Admin
	Establish computer-based general assessments	2010 - 2011		Guidance/Subject Area Leaders/Admin
	Create virtual classrooms and on-line learning opportunities	2010 - 2011	8/15/2010	Admin/Guidance

5 Year Focus Plan Continued

TECHNOLOGY

Key: Target Date for Completion			
	2009 - 10		2012 - 13
	2010 - 11		2013 - 14
	2011 - 12		2014 - 15
	Board & Admin. Recommendations		

Goals	Objective	Target Date	Completion Date	Task Assignment
Technology	Provide on-line registration for new and returning GPA families	2011 - 2012		Guidance/Tech
	Create computer competency assessments	2012 - 2013		Tech/Subject Area Leaders
	Implement computer competency assessments	2012 - 2013		Tech/Subject Area Leaders
	Expand media based courses	2013 - 2014		Subject Area Leaders/Guidance/Curriculum
	Renew Technology Plan	2014 - 2015		Tech

5 Year Focus Plan Continued

FOUNDATION

Key: Target Date for Completion			
	2009 - 10		2012 - 13
	2010 - 11		2013 - 14
	2011 - 12		2014 - 15
	Board & Admin. Recommendations		

Goals	Objective	Target Date	Completion Date	Task Assignment
Foundation	Investigate sources of revenue for grant writing	2009 - 2010		Foundation
	Search for businesses to partner with GPA	2009 - 2010		Foundation
	Develop a recruitment plan for parents	2010 - 2011		Foundation
	Start writing grants	2010 - 2011		Foundation
	Implement recruitment plan	2010 - 2011		Foundation
	Start business partnerships	2010 - 2011		Foundation
	Institute professional grant writing centered in the school	2010 - 2011		Foundation
	Develop a comprehensive fundraising plan	2010 - 2011		Foundation
	Restructure current Foundation/FOF	2010 - 2011		Foundation
	Establish Grant Writing protocols	2010 - 2011		Foundation/Admin
	Develop business partnerships	2011 - 2012		Foundation/Admin

5 Year Focus Plan Continued

IB

Key: Target Date for Completion			
	2009 - 10		2012 - 13
	2010 - 11		2013 - 14
	2011 - 12		2014 - 15
	Board & Admin. Recommendations		

Goals	Objective	Target Date	Completion Date	Task Assignment
IB	Evaluate the future and determine commitment to IB at GPA.	2009 – 2010	5/5/2010	Board
	Develop a plan to ensure full support for IB program components	2010 – 2011		IB Coordinators/Subject Area Leaders/Admin
	Create a Marketing Plan for IB	2010 – 2011		IB Coordinators/Admin
	Align IB to state standards in content areas	2010 – 2011		IB Coordinator/Staff
	Clarify role and responsibility of IB Coordinator(s)	2010 – 2011	8/1/2010	IB Coordinators/Admin
	Establish assessment parameters and benchmark alignment with CST's	2010 – 2011		IB Coordinators/Staff
	Evaluate grade weights and establish standardization for IB outcomes	2010 – 2011		IB Coordinators/Staff

5 Year Focus Plan Continued

LEADERSHIP

Key: Target Date for Completion			
	2009 - 10		2012 - 13
	2010 - 11		2013 - 14
	2011 - 12		2014 - 15
	Board & Admin. Recommendations		

Goals	Objective	Target Date	Completion Date	Task Assignment
Leadership	Review current leadership structures	2009 - 2010	6/1/2010	All Houses/Admin
	Create an evaluation tool for the CSS	2009 - 2010	2/15/2010	Board
	Implement an evaluation process for CSS	2009 - 2010	2/15/2010	Board/Superintendent
	Provide Strategic Design and UbD training for staff	2009 - 2010	2/14/2010	Admin
	Establish a cadre trainers program for instructional support	2011 - 2012	3/15/2010	Admin
	Establish leadership recruitment strategies and criteria	2012 - 2013		Admin
	Provide opportunities for student leadership contributions beyond our current scope	2012 - 2013		ASB/Admin/House Leaders

5 Year Focus Plan Continued

COMMUNICATION

Key: Target Date for Completion

2009 - 10	2012 - 13
2010 - 11	2013 - 14
2011 - 12	2014 - 15

Board & Admin. Recommendations

Goals	Objective	Target Date	Completion Date	Task Assignment
Communication	Maximize Web Page for effective communication	2009 – 2010	8/1/2010	Admin
	Establish a web based data bank for staff	2009 – 2010		Admin/Board
	Establish an intra link for staff	2009 – 2010		Admin/Board
	Establish an external link for parents/students	2009 – 2010	9/10/2010	Admin/Board
	Open Aeries portal for parents	2010 – 2011	9/10/2010	Admin
	Expand web banks for stakeholder access	2010 – 2011		Admin/Board
	Implement a communication plan	2010 – 2011	8/1/2010	Admin
	Develop an organizational communication plan	2011 – 2012		Admin
	Develop a marketing plan	2011 – 2012		Admin
	Implement a marketing plan	2011 – 2012		Admin/Board



Guajome Park Academy

Demographics

Enrollment

2007-2008, 2008-2009, 2009-2010, and 2010-2011

Total Enrollment

	Total
2007-2008	1515
2008-2009	1483
2009-2010	1553
2010-2011	1427

Enrollment by Program/Grade Level

	Middle School			High School				ELC	IS
	6	7	8	9	10	11	12	9-12	9-12
2007-2008	199	247	247	205	160	138	130	93	96
2008-2009	179	221	246	228	171	130	123	114	71
2009-2010	234	229	218	205	202	166	112	119	68
2010-2011	228	238	216	178	131	150	122	113	51



Guajome Park Academy

Enrollment

2007-2008, 2008-2009, 2009-2010, and 2010-2011

Enrollment by Ethnicity (number of students and percentages)

	American Indian or Alaska Native	Asian	Pacific Islander	Filipino	Hispanic or Latino	Black or African-American	White (not Hispanic)	Multiple or No Response
2007-2008	5	25	10	16	467	60	563	369
	0%	2%	1%	1%	30%	5%	37%	25%
2008-2009	3	28	13	24	511	41	520	343
	0%	2%	1%	2%	34%	3%	35%	24%
2009-2010	8	35	15	26	662	56	636	51
	1%	2%	1%	2%	40%	4%	44%	7%
2010-2011	8	27	10	30	566	41	554	191
	1%	2%	1%	2%	40%	3%	39%	13%

Enrollment by Gender

	Females	Males
2007-2008	791	724
2008-2009	766	717
2009-2010	802	751
2010-2011	660	767



Guajome Park Academy

Attendance

2007 - 2008; 2008 - 2009; and 2009 - 2010

Schoolwide attendance patterns have remained fairly consist for 2007-2008, 2008-2009, and 2009-2010. The average daily attendance percentage for the middle school and main campus high school is approximately 96 percent. The average daily attendance percentage is slightly lower for the alternative education programs at approximately 90 percent.

Average Daily Attendance Percentage by Program/Grade Level

	Middle School			High School				ELC	IS
	6	7	8	9	10	11	12	9-12	9-12
2007-2008	96.45%	96.31%	95.13%	96.29%	95.69%	94.67%	85.43%	89.70%	94.48%
2008-2009	97.51%	97.15%	96.38%	96.58%	96.70%	96.81%	94.59%	90.91%	94.44%
2009-2010	96.44%	96.34%	96.18%	96.33%	96.20%	96.66%	95.23%	87.78%	86.75%



Guajome Park Academy

Attendance

2010-2011 Funding

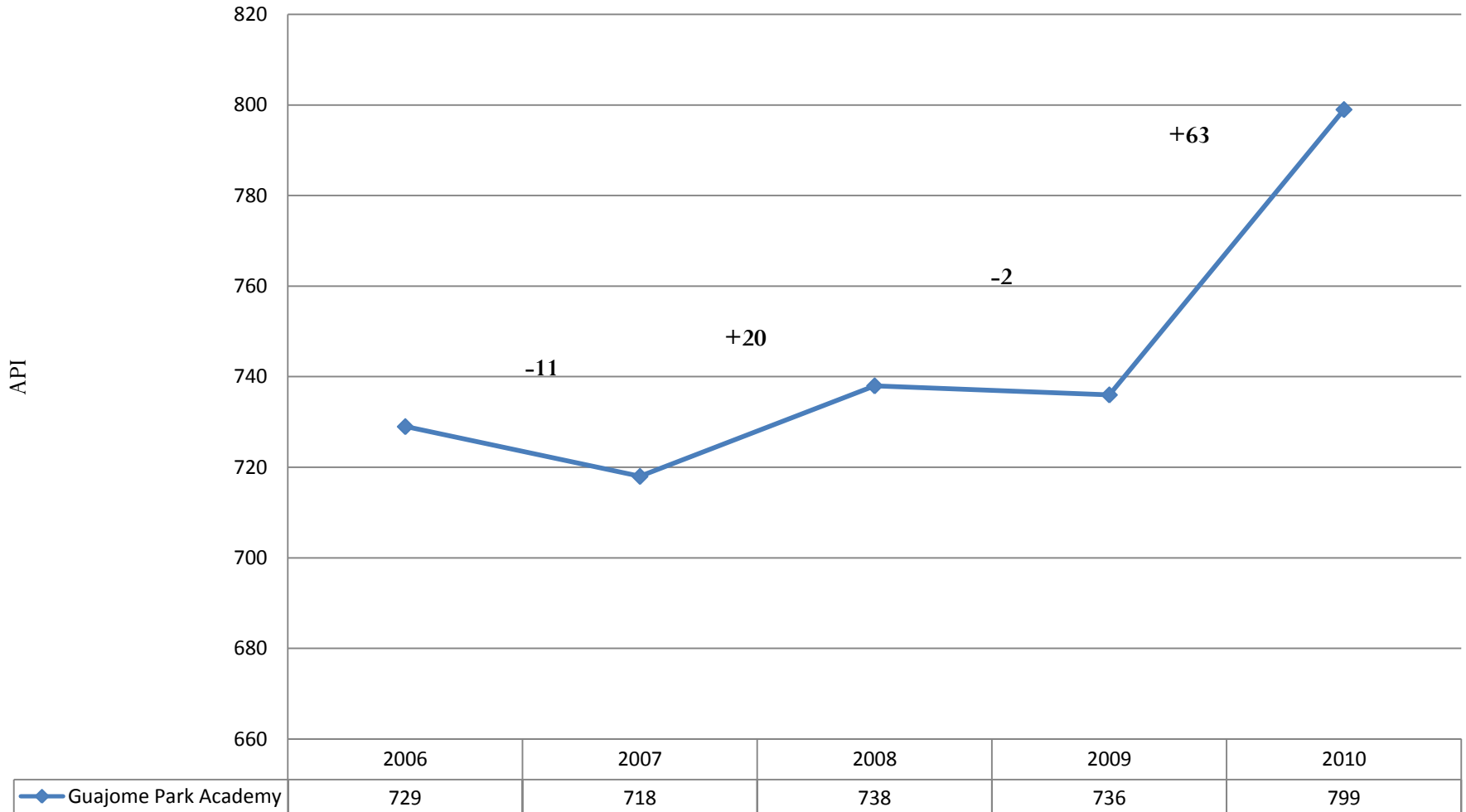
(Includes Block Grant, Categorical Block Grant & Lottery Funding)

2010-11 Enrollment Total at 2nd Interim	1376
Total Funding Amount at 97% ADA*	\$ 8,327,658
Total Funding Amount at 97% ADA*	\$ 8,327,658
Total Funding Amount at 95% ADA	\$ 8,155,953
Difference	\$ 171,705
Total Funding Amount at 97% ADA*	\$ 8,327,658
Total Funding Amount at 90% ADA	\$ 7,726,693
Difference	\$ 600,965

*The board and school wide attendance percentage goal is 97%.



Guajome Park Academy Academic Performance Index (API) 2006-2010





Guajome Park Academy

2010 API Scores for San Diego North County High Schools

	San Diego North County High Schools	District	API
1	Canyon Crest Academy	San Dieguito Union High	894
2	Torrey Pines High	San Dieguito Union High	870
3	Poway High	Poway Unified	857
4	Del Norte High	Poway Unified	855
5	Rancho Bernardo High	Poway Unified	855
6	West View High	Poway Unified	851
7	San Dieguito High Academy	San Dieguito Union High	847
8	Mission Hills High	San Marcos Unified	839
9	Classical Academy High	Escondido Union High	837
10	Escondido Charter High	Escondido Union High	833
11	Mission Vista High* (not a four year high school)	Vista Unified	830
12	San Marcos High	San Marcos Unified	829
13	Mt. Carmel High	Poway Unified	818
14	La Costa Canyon High	San Dieguito Union High	816



Guajome Park Academy

2010 API Scores for San Diego North County High Schools

	San Diego North County High Schools	District	API
15	Carlsbad High School	Carlsbad Unified	812
16	Guajome Park Academy	Vista Unified	799
17	Valley Center High	Valley Center-Pauma	782
18	San Pasqual High	Escondido Union High	778
19	El Camino High	Oceanside Unified	771
20	Ramona High	Ramona Unified	771
21	Rancho Buena Vista High	Vista Unified	771
22	Fallbrook High	Fallbrook Union High	755
23	Pacific View Charter	Oceanside Unified	752
24	Oceanside High	Oceanside Unified	750
25	Vista High	Vista Unified	731
26	Escondido High	Escondido Union High	724
27	Orange Glen High	Escondido Union High	699
28	Bayshore Prep	San Marcos Unified	688



Guajome Park Academy

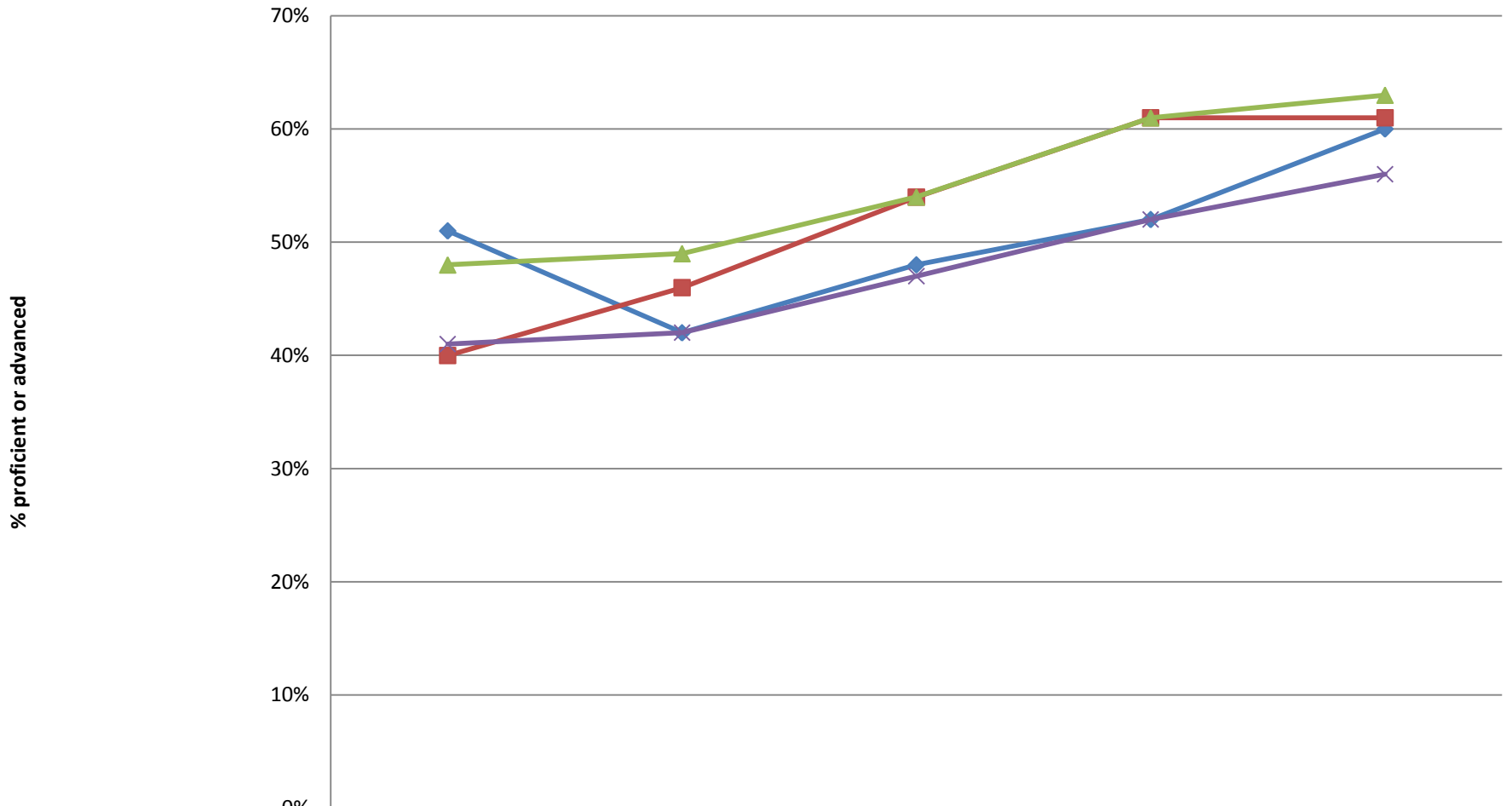
California Standardized Testing and Reporting for All Students

Percent Proficient or Advanced

2005 – 2006 to 2009 – 2010

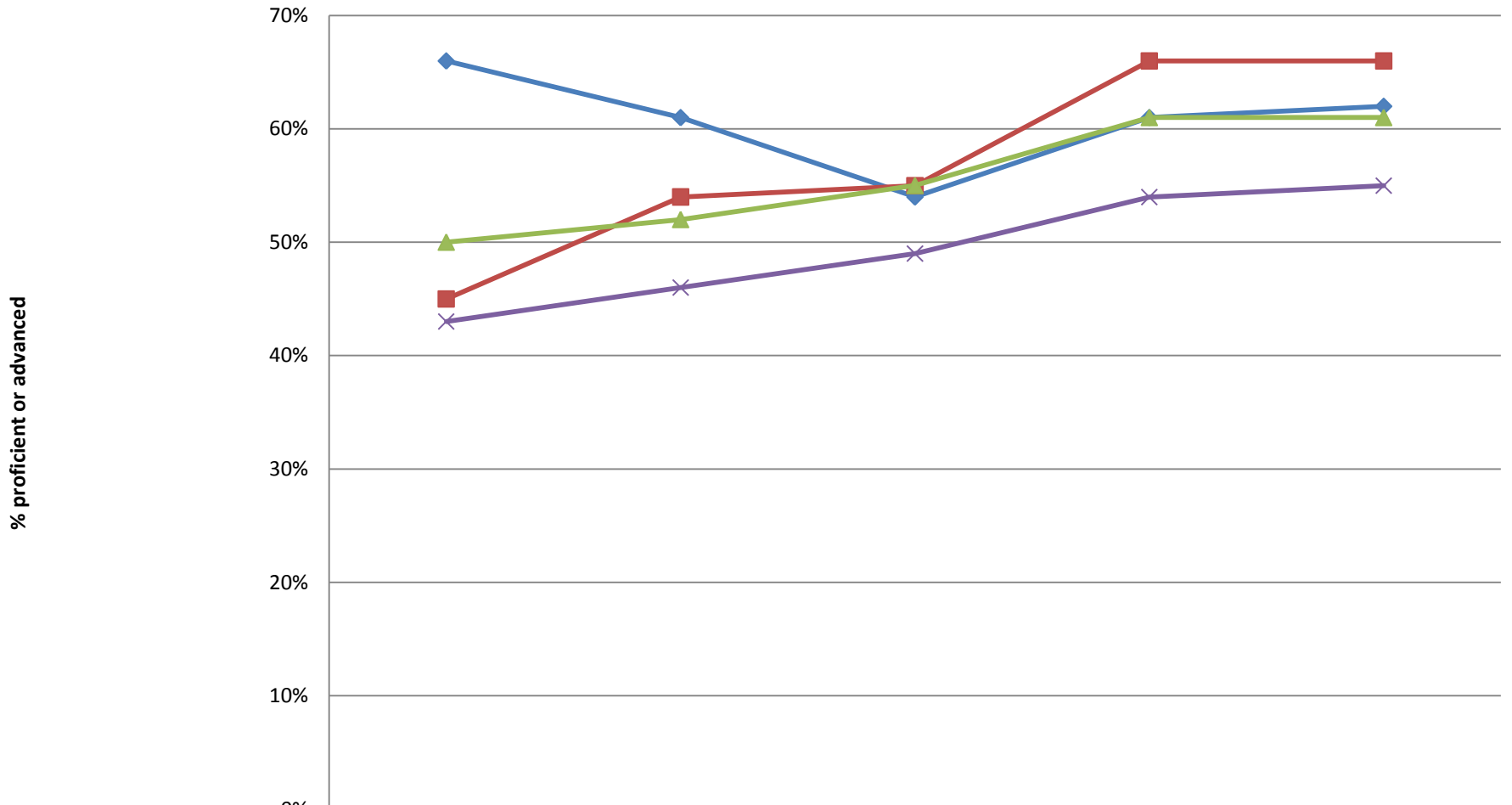
Guajome Park Academy – Vista Unified School District – San Diego County - California

CST English-Language Arts Grade 6



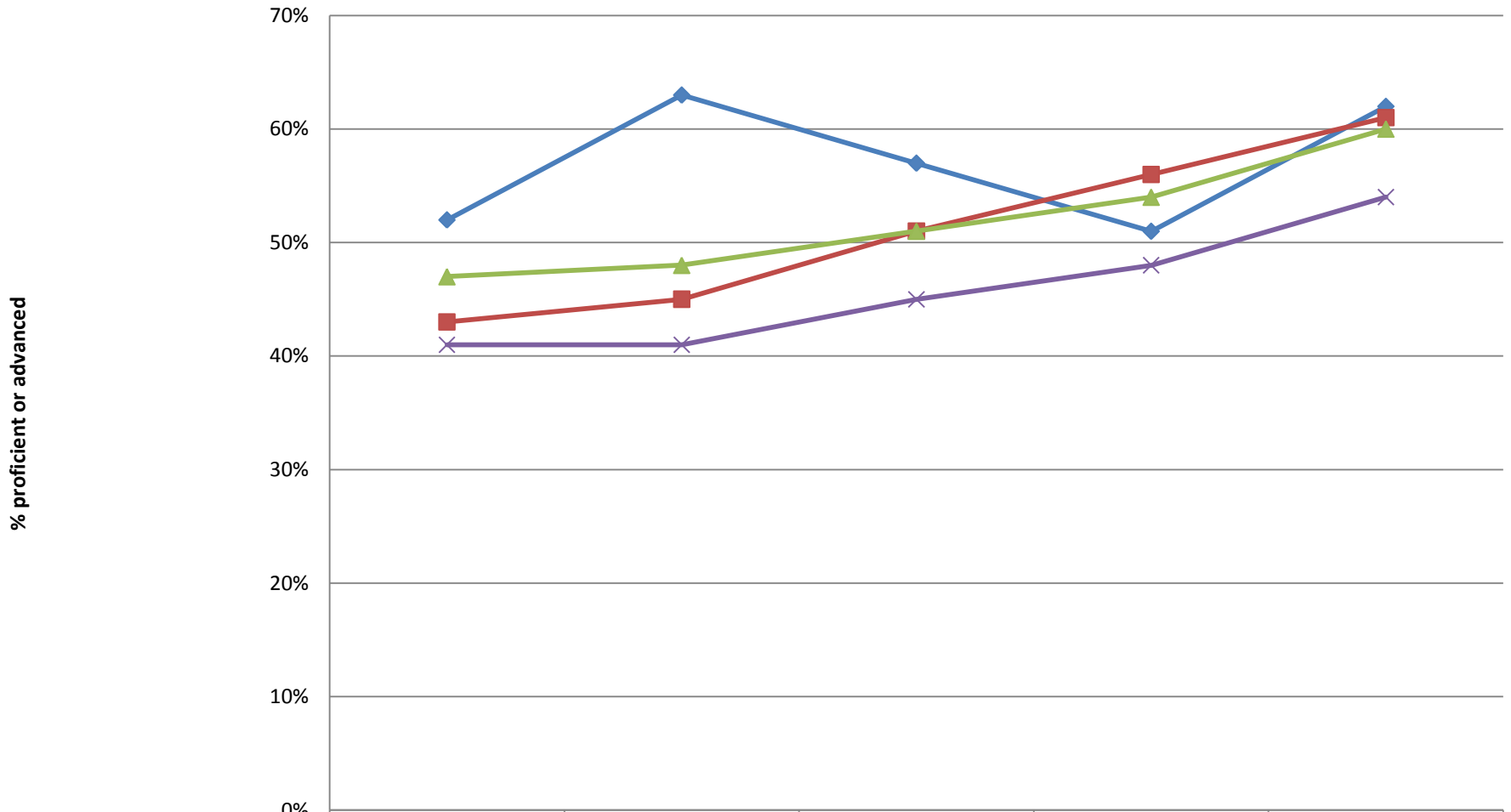
	2006	2007	2008	2009	2010
◆ Guajome Park Academy	51%	42%	48%	52%	60%
■ Vista Unified School District	40%	46%	54%	61%	61%
▲ San Diego County	48%	49%	54%	61%	63%
× California	41%	42%	47%	52%	56%

CST English-Language Arts Grade 7



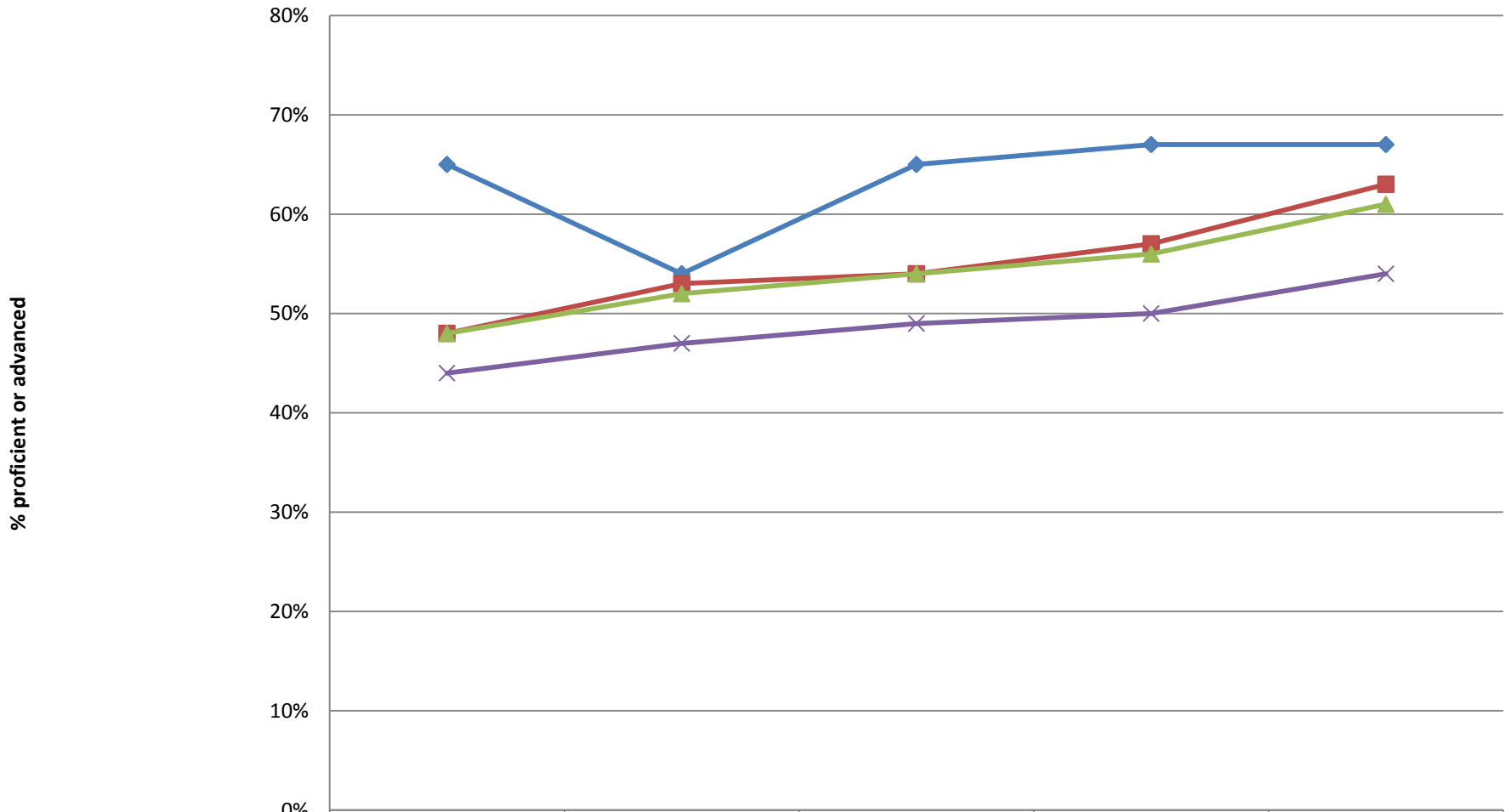
	2006	2007	2008	2009	2010
Guajome Park Academy	66%	61%	54%	61%	62%
Vista Unified School District	45%	54%	55%	66%	66%
San Diego County	50%	52%	55%	61%	61%
California	43%	46%	49%	54%	55%

CST English-Language Arts Grade 8



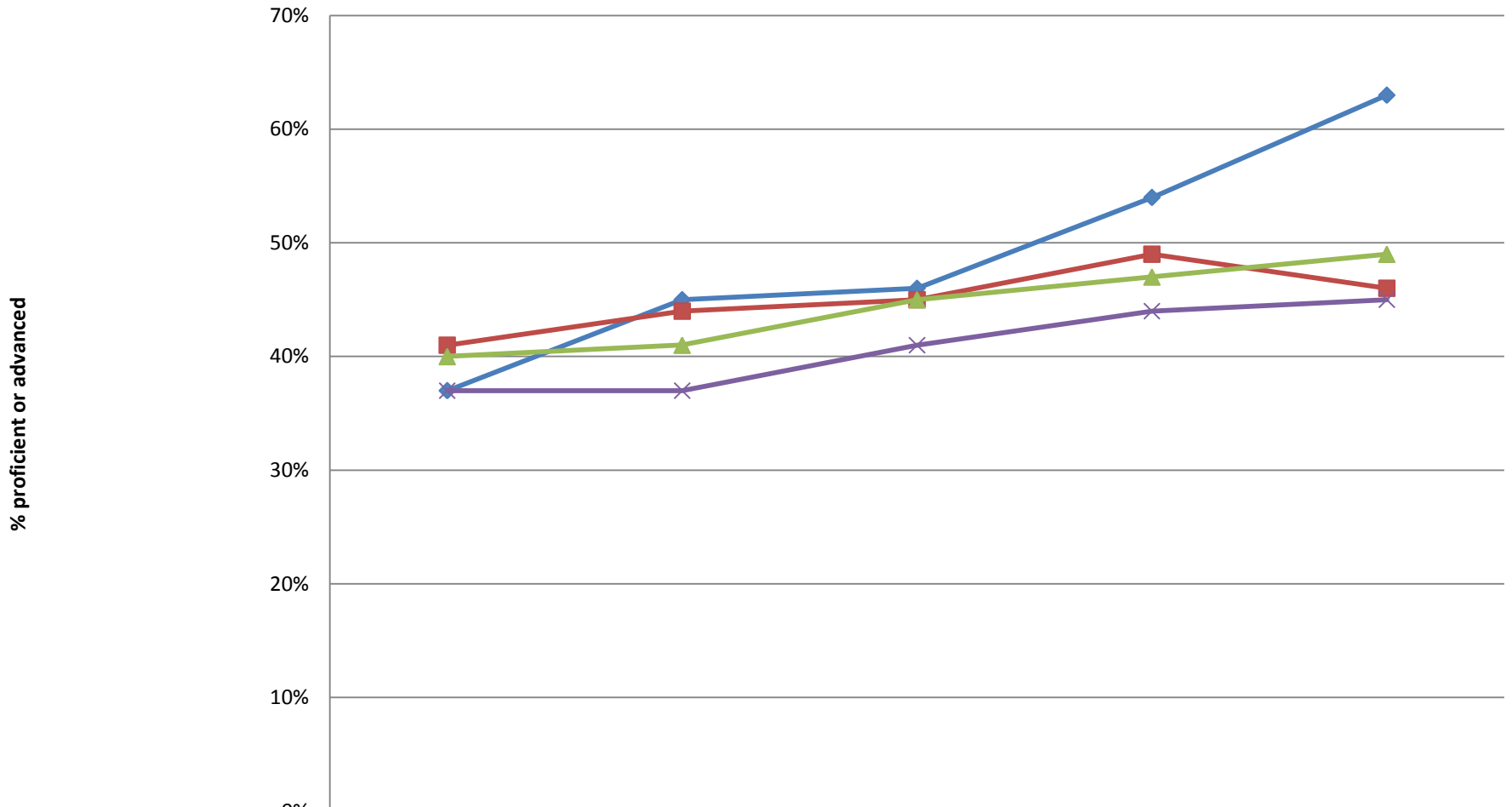
	2006	2007	2008	2009	2010
Guajome Park Academy	52%	63%	57%	51%	62%
Vista Unified School District	43%	45%	51%	56%	61%
San Diego County	47%	48%	51%	54%	60%
California	41%	41%	45%	48%	54%

CST English-Language Arts Grade 9



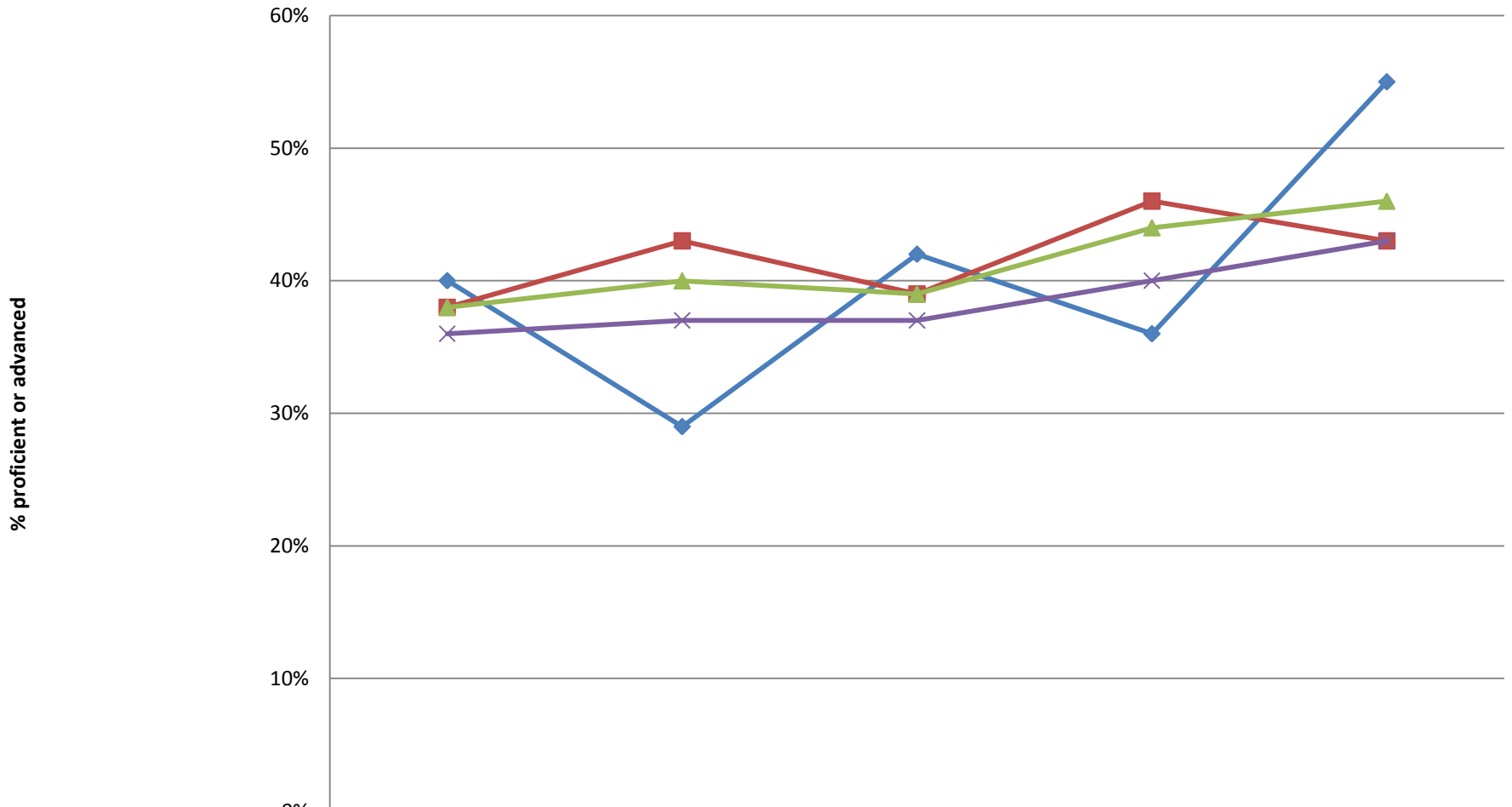
	2006	2007	2008	2009	2010
Guajome Park Academy	65%	54%	65%	67%	67%
Vista Unified School District	48%	53%	54%	57%	63%
San Diego County	48%	52%	54%	56%	61%
California	44%	47%	49%	50%	54%

CST English-Language Arts Grade 10



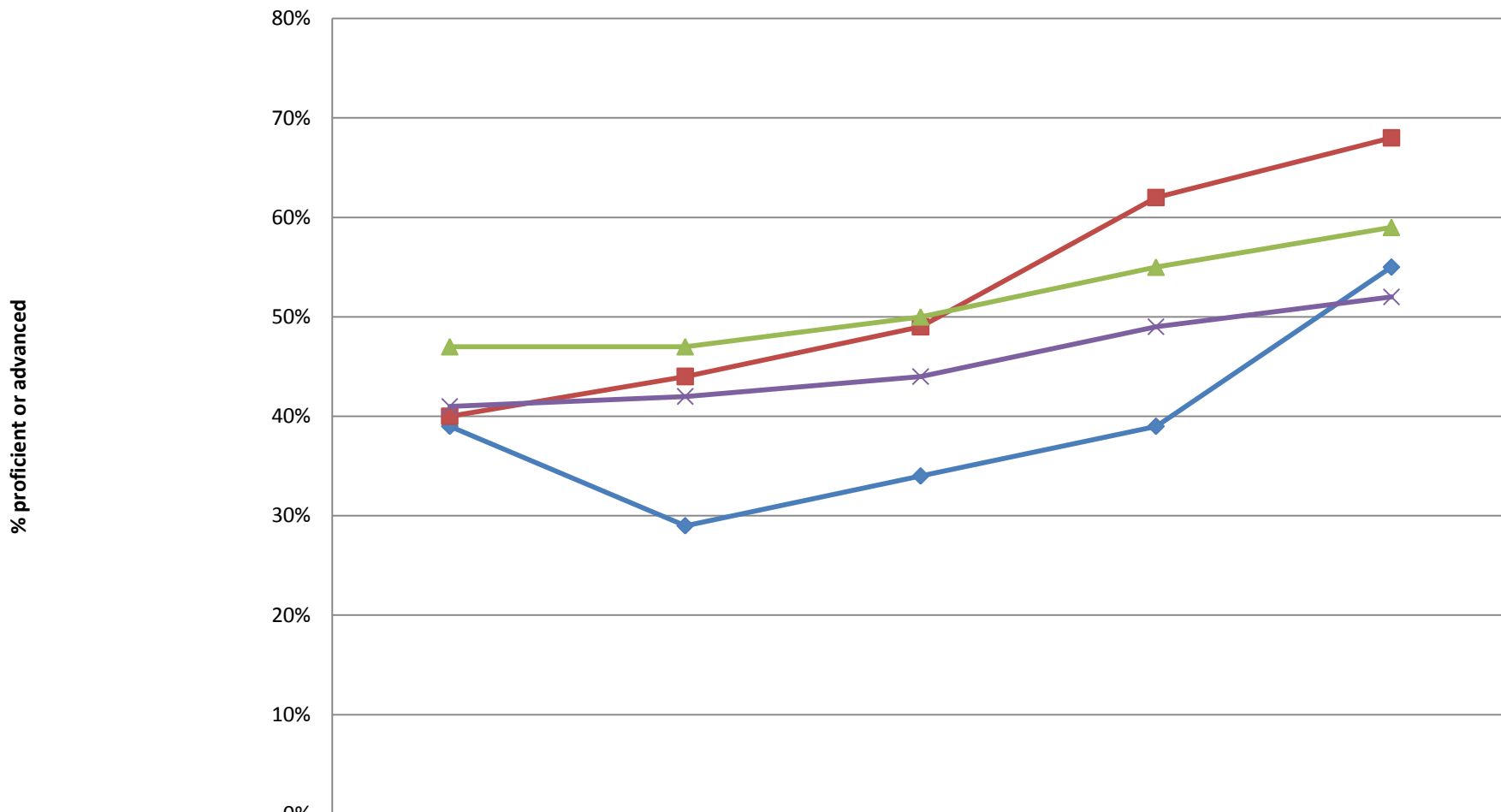
	2006	2007	2008	2009	2010
Guajome Park Academy	37%	45%	46%	54%	63%
Vista Unified School District	41%	44%	45%	49%	46%
San Diego County	40%	41%	45%	47%	49%
California	37%	37%	41%	44%	45%

CST English-Language Arts Grade 11



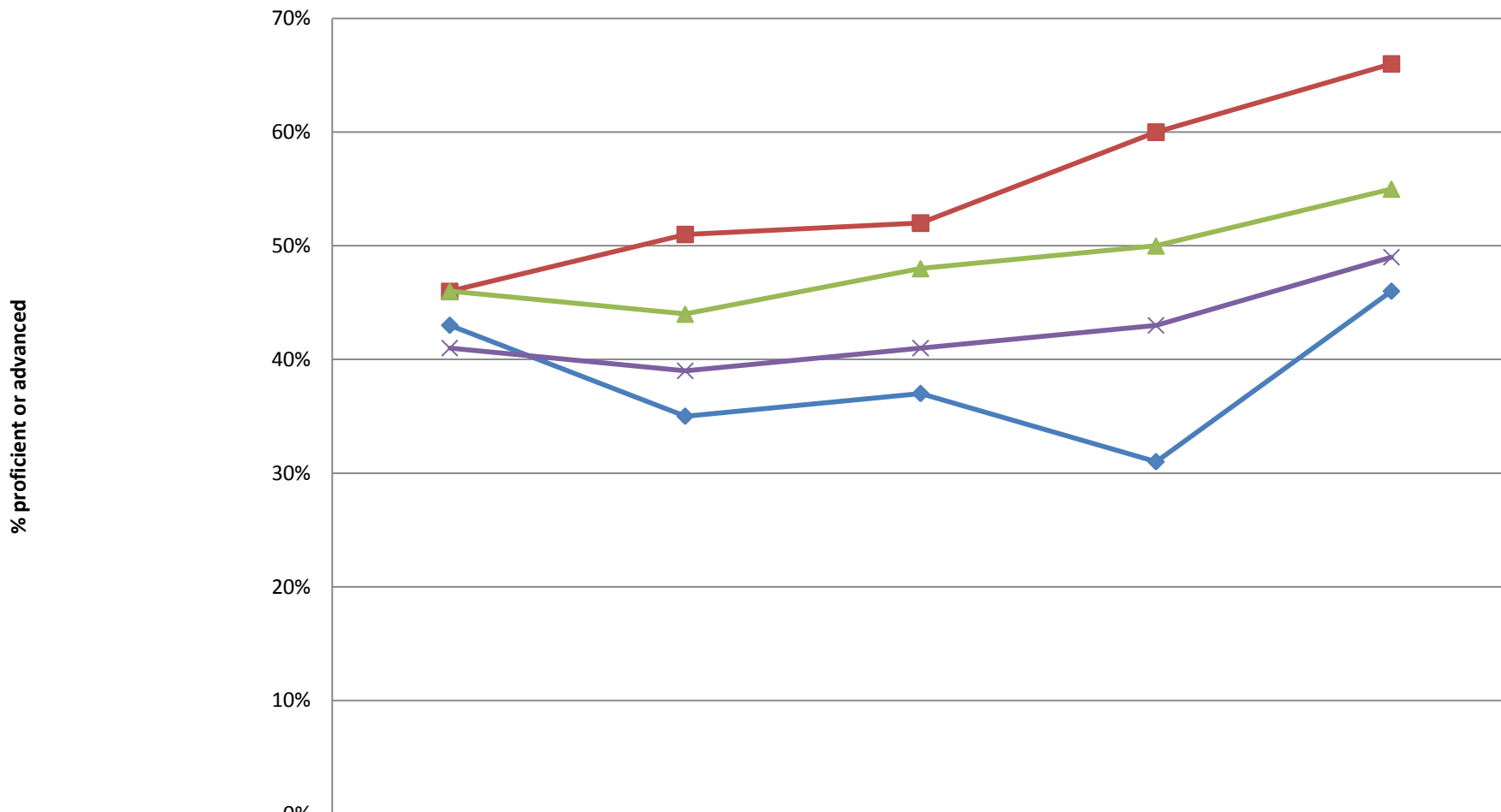
	2006	2007	2008	2009	2010
—◆— Guajome Park Academy	40%	29%	42%	36%	55%
—■— Vista Unified School District	38%	43%	39%	46%	43%
—▲— San Diego County	38%	40%	39%	44%	46%
—×— California	36%	37%	37%	40%	43%

CST Mathematics Grade 6



	2006	2007	2008	2009	2010
Guajome Park Academy	39%	29%	34%	39%	55%
Vista Unified School District	40%	44%	49%	62%	68%
San Diego County	47%	47%	50%	55%	59%
California	41%	42%	44%	49%	52%

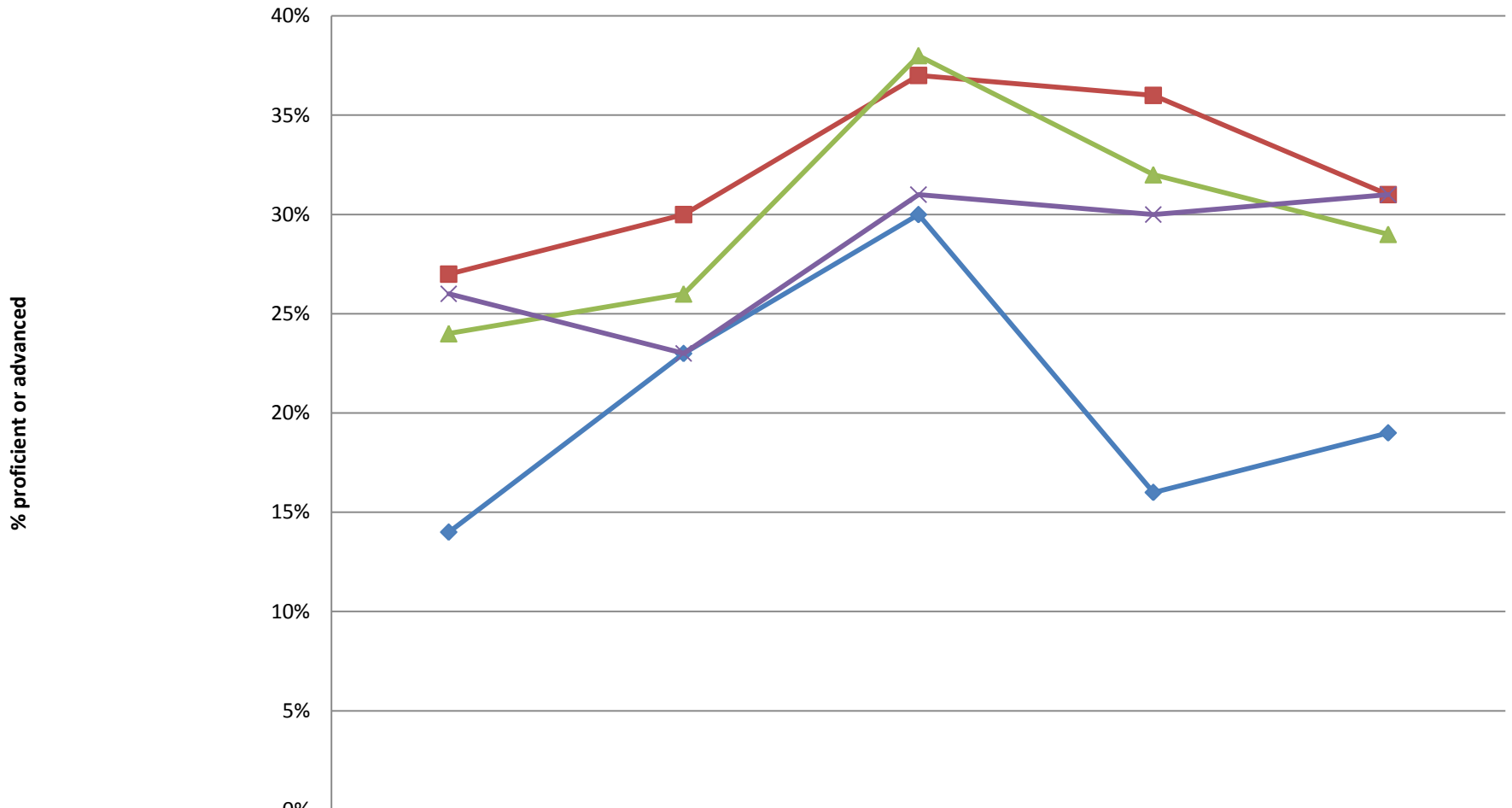
CST Mathematics Grade 7



◆ Guajome Park Academy	43%	35%	37%	31%	46%
■ Vista Unified School District	46%	51%	52%	60%	66%
▲ San Diego County	46%	44%	48%	50%	55%
× California	41%	39%	41%	43%	49%

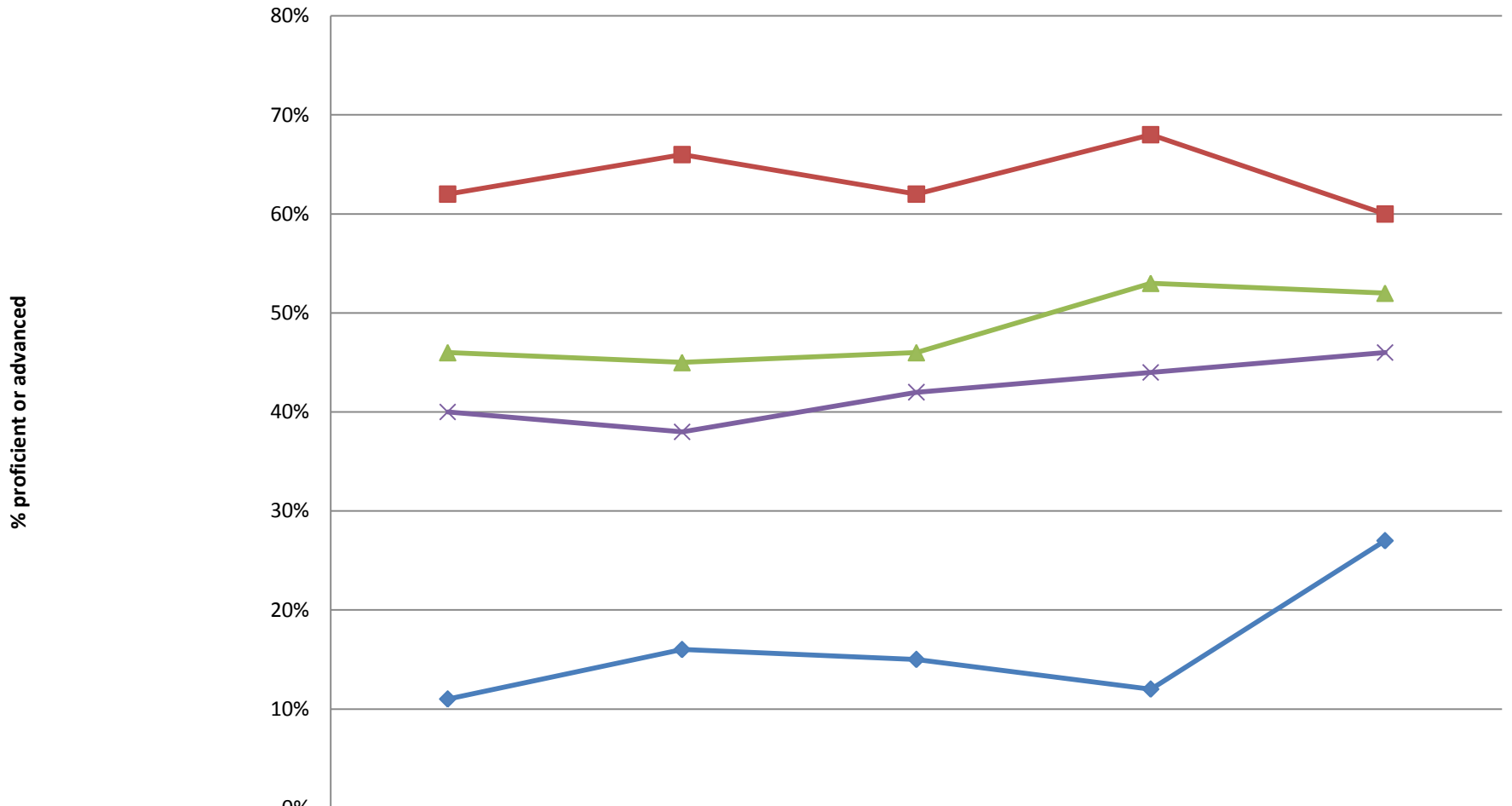
	2006	2007	2008	2009	2010
Guajome Park Academy	43%	35%	37%	31%	46%
Vista Unified School District	46%	51%	52%	60%	66%
San Diego County	46%	44%	48%	50%	55%
California	41%	39%	41%	43%	49%

CST General Mathematics Grade 8



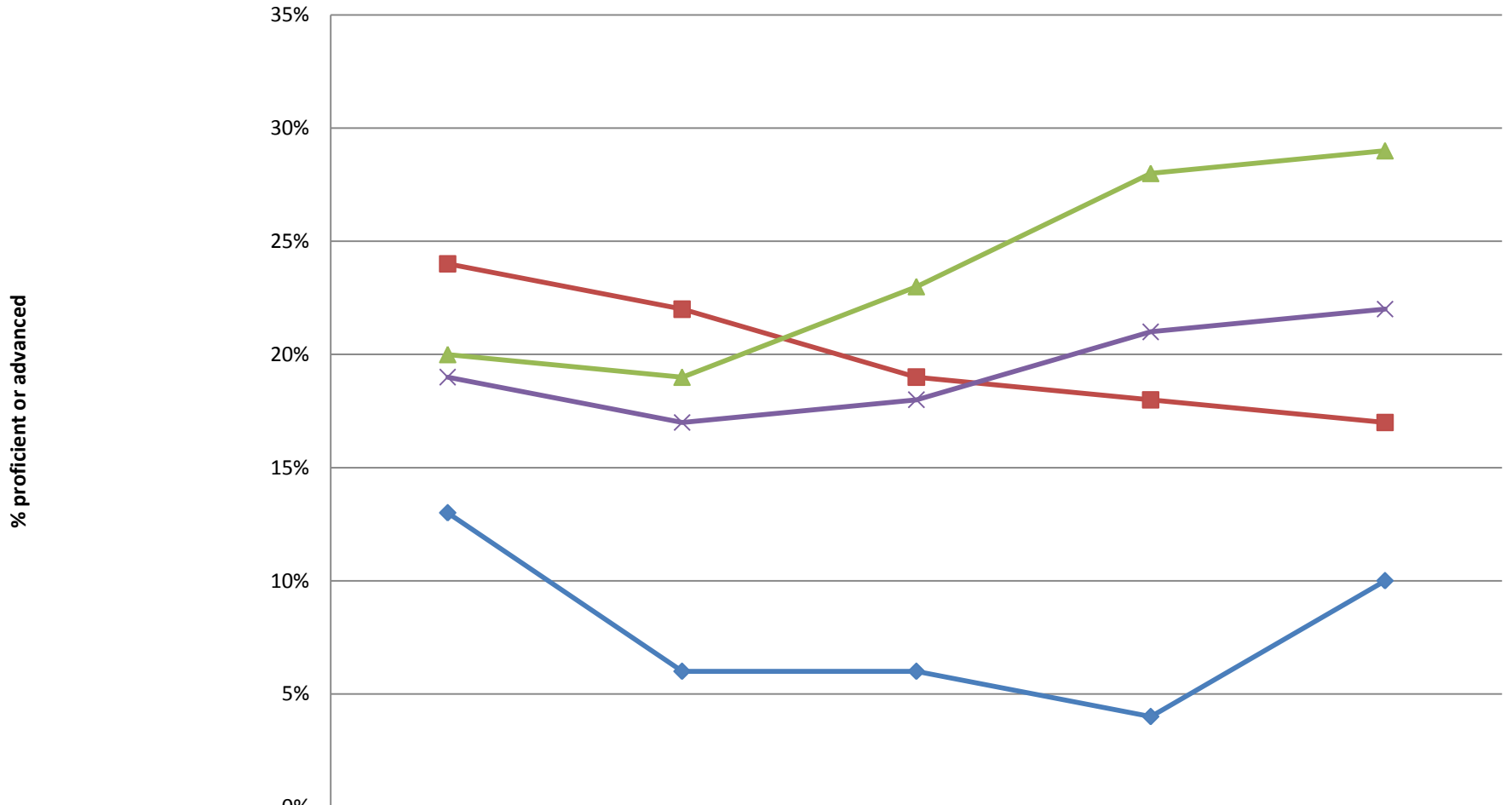
	2006	2007	2008	2009	2010
Guajome Park Academy	14%	23%	30%	16%	19%
Vista Unified School District	27%	30%	37%	36%	31%
San Diego County	24%	26%	38%	32%	29%
California	26%	23%	31%	30%	31%

CST Algebra Grade 8



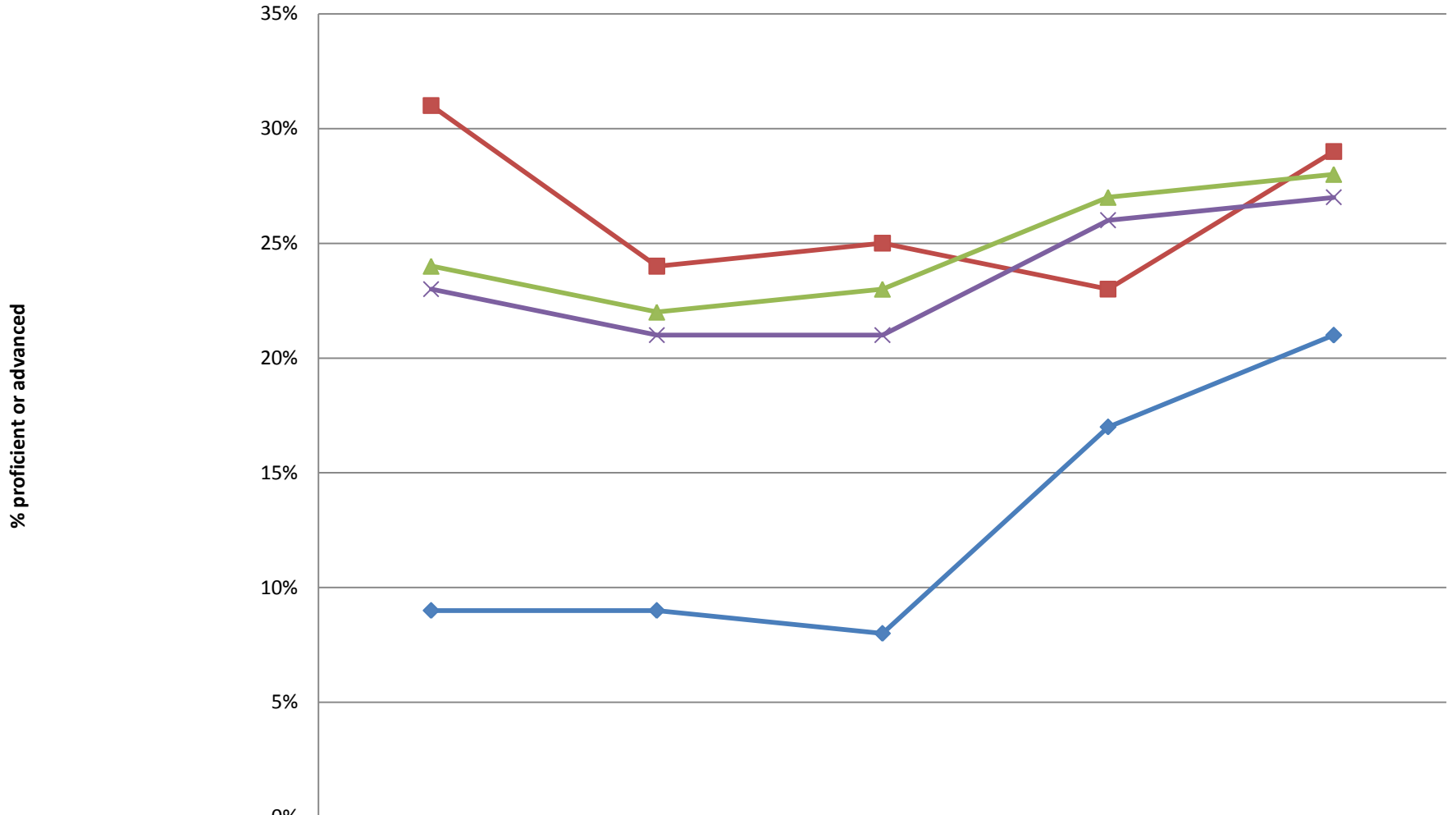
	2006	2007	2008	2009	2010
Guajome Park Academy	11%	16%	15%	12%	27%
Vista Unified School District	62%	66%	62%	68%	60%
San Diego County	46%	45%	46%	53%	52%
California	40%	38%	42%	44%	46%

CST Algebra Grade 9



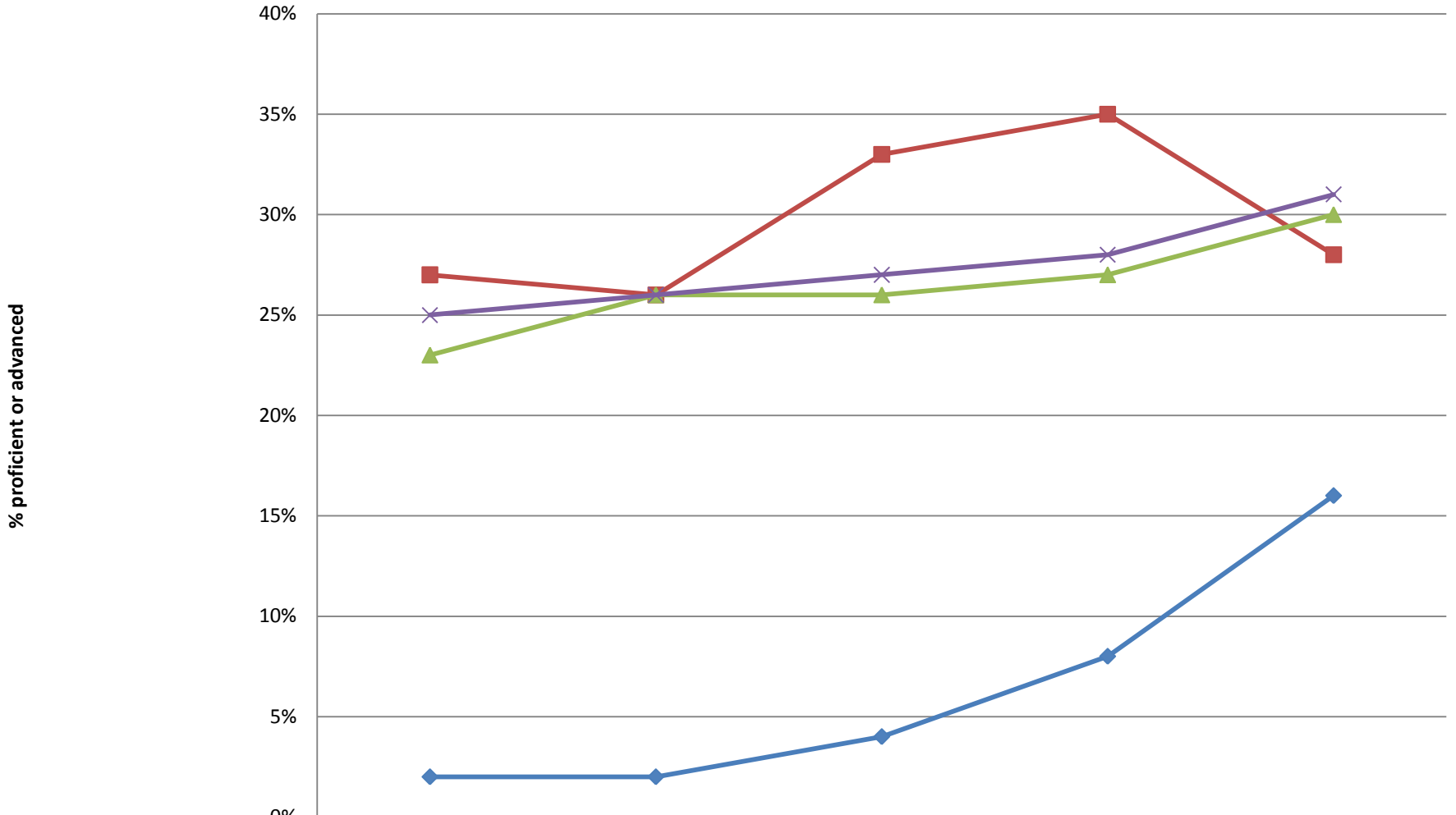
	2006	2007	2008	2009	2010
◆ Guajome Park Academy	13%	6%	6%	4%	10%
■ Vista Unified School District	24%	22%	19%	18%	17%
▲ San Diego County	20%	19%	23%	28%	29%
× California	19%	17%	18%	21%	22%

CST Geometry



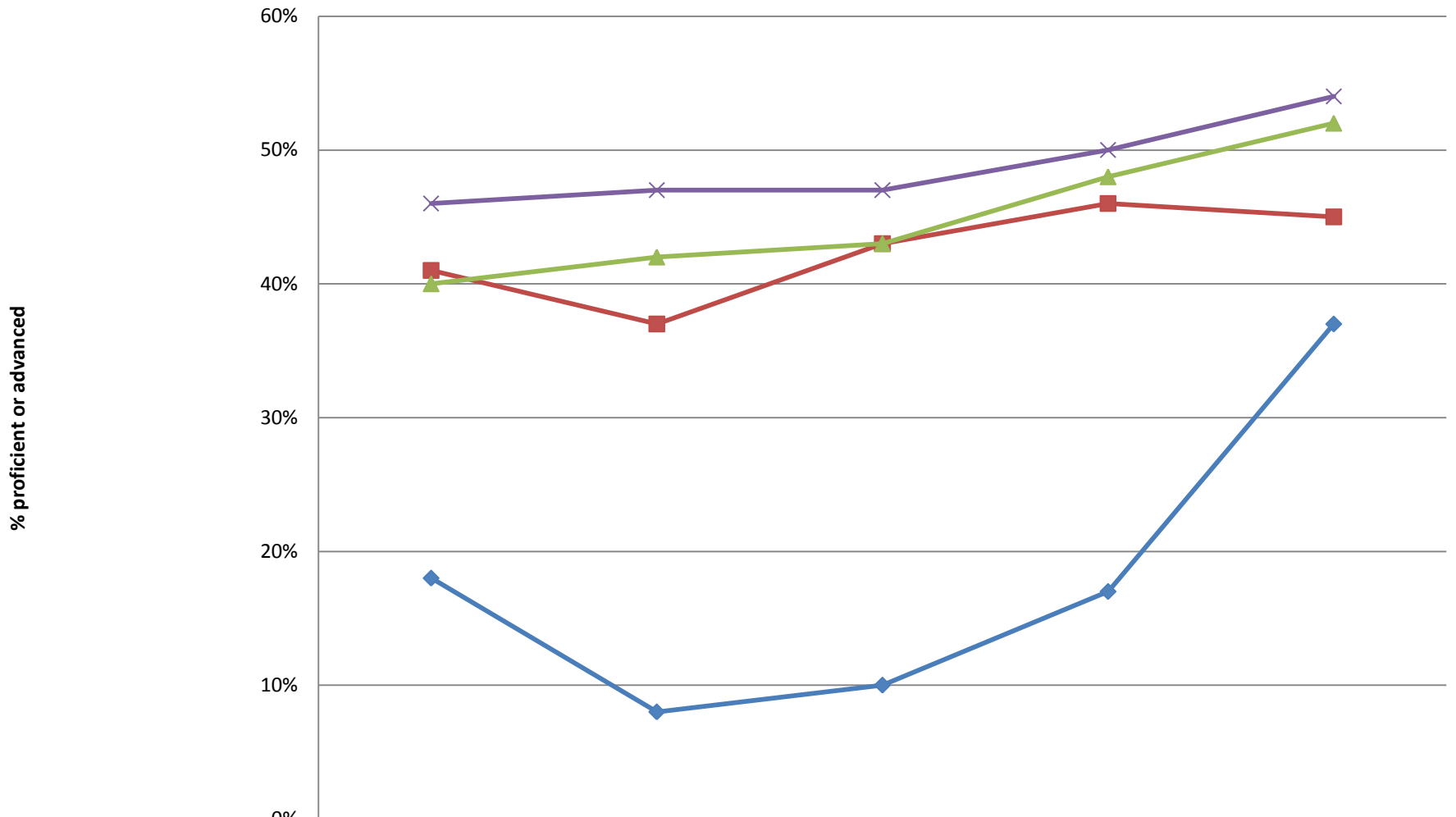
	2006	2007	2008	2009	2010
◆ Guajome Park Academy	9%	9%	8%	17%	21%
■ Vista Unified School District	31%	24%	25%	23%	29%
▲ San Diego County	24%	22%	23%	27%	28%
× California	23%	21%	21%	26%	27%

CST Algebra II



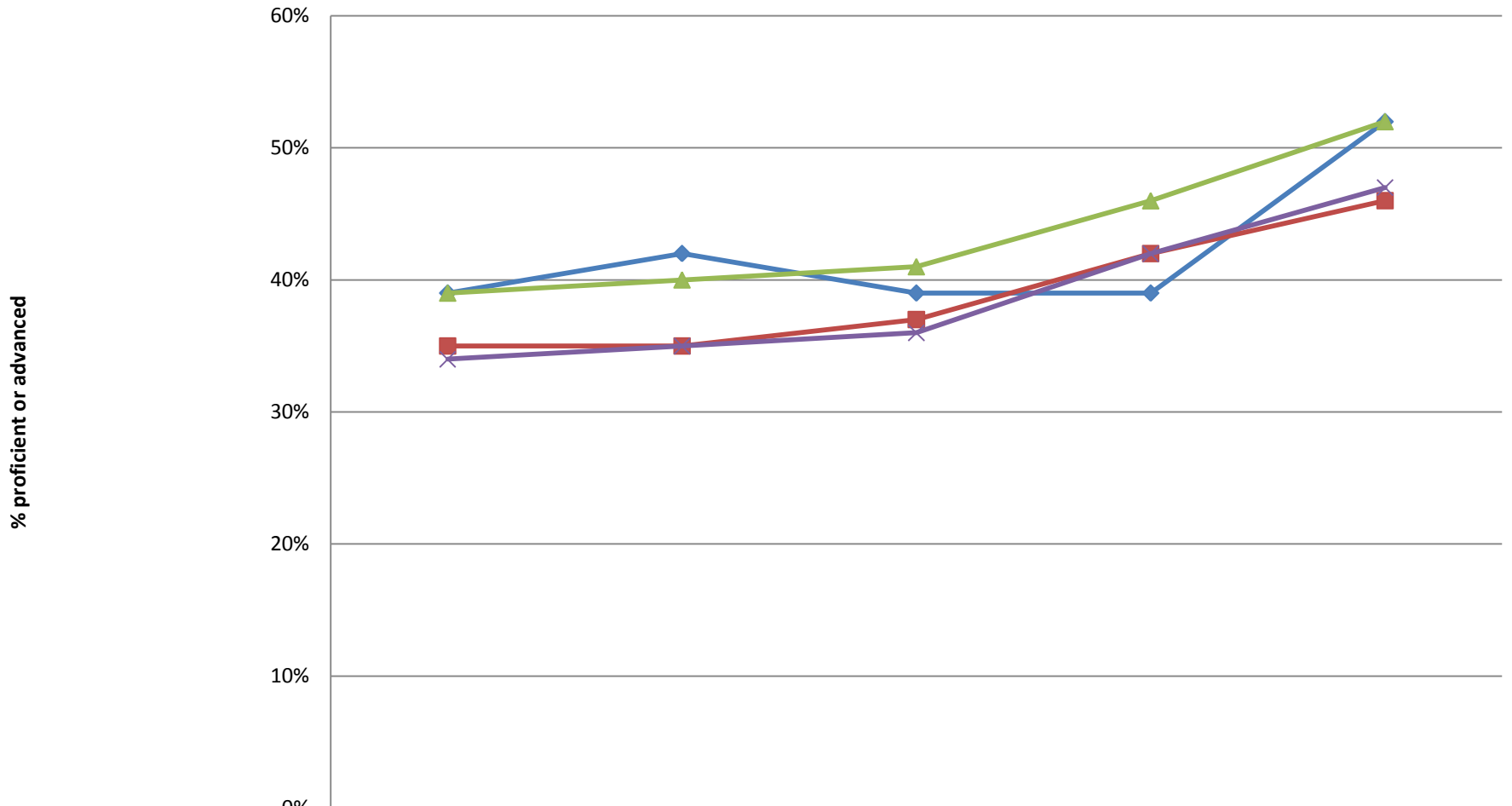
	2006	2007	2008	2009	2010
Guajome Park Academy	2%	2%	4%	8%	16%
Vista Unified School District	27%	26%	33%	35%	28%
San Diego County	23%	26%	26%	27%	30%
California	25%	26%	27%	28%	31%

CST Summative High School Mathematics



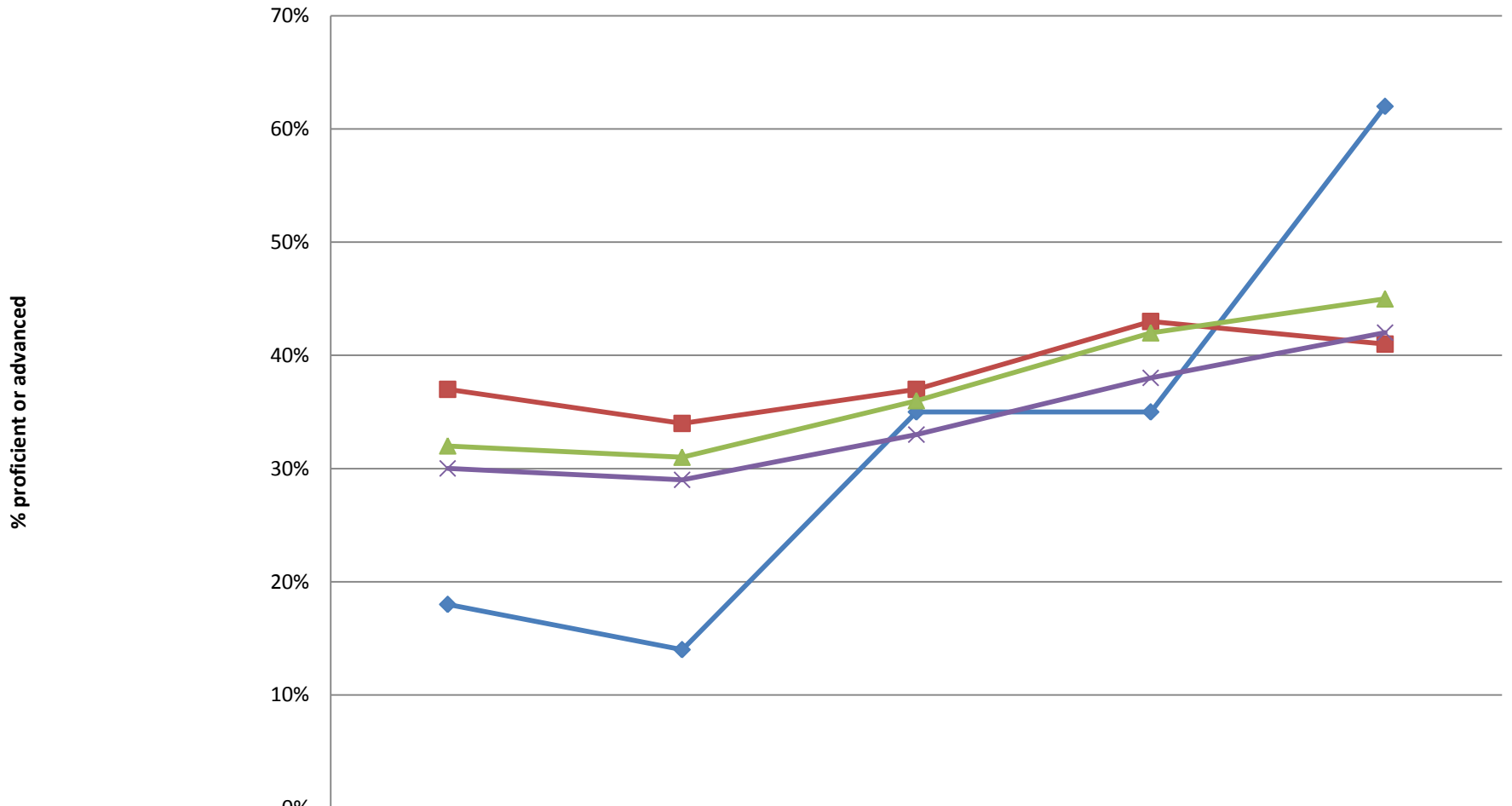
	2006	2007	2008	2009	2010
◆ Guajome Park Academy	18%	8%	10%	17%	37%
■ Vista Unified School District	41%	37%	43%	46%	45%
▲ San Diego County	40%	42%	43%	48%	52%
× California	46%	47%	47%	50%	54%

CST History-Social Science Grade 8



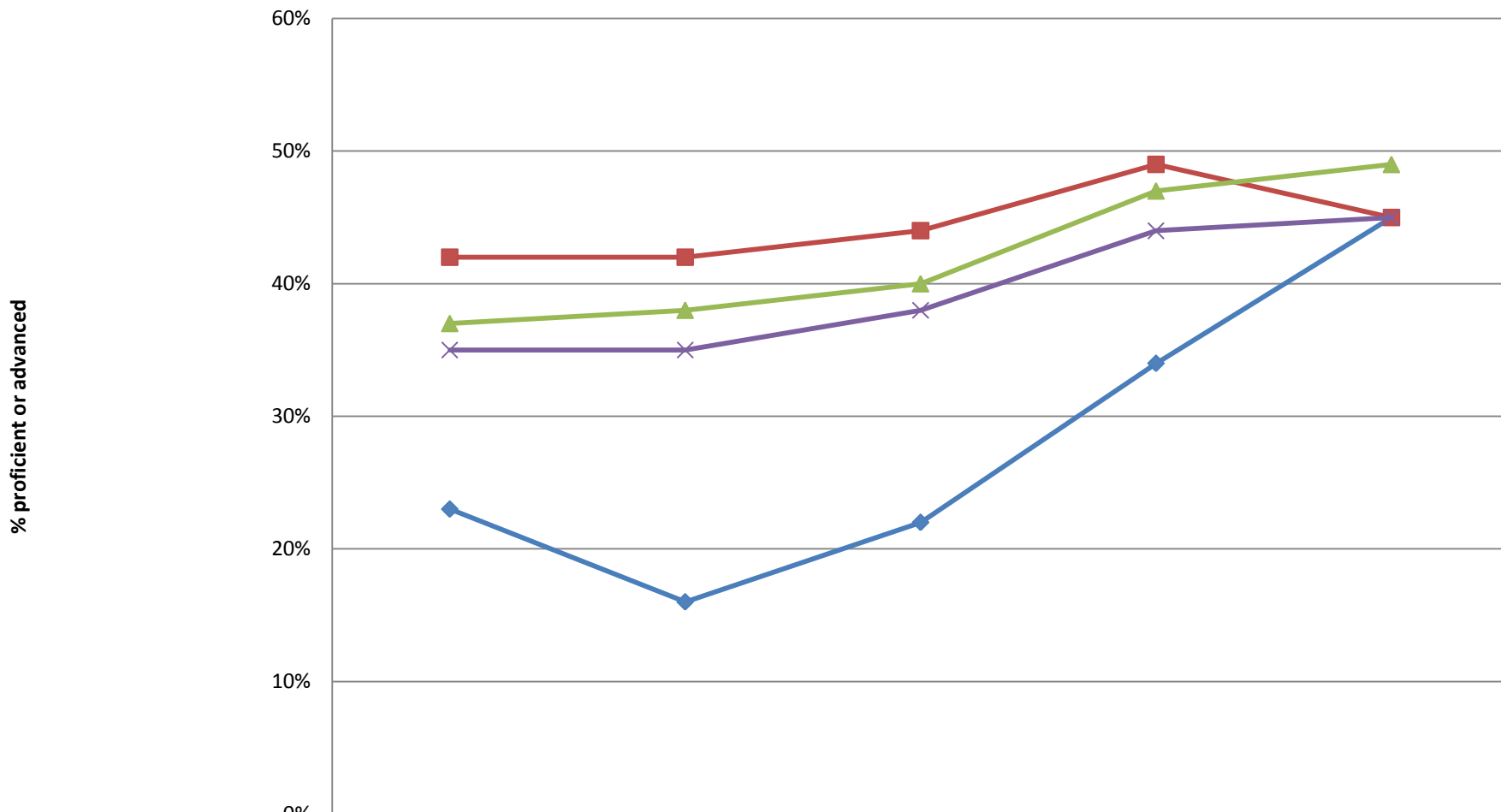
	2006	2007	2008	2009	2010
Guajome Park Academy	39%	42%	39%	39%	52%
Vista Unified School District	35%	35%	37%	42%	46%
San Diego County	39%	40%	41%	46%	52%
California	34%	35%	36%	42%	47%

CST World History Grade 10



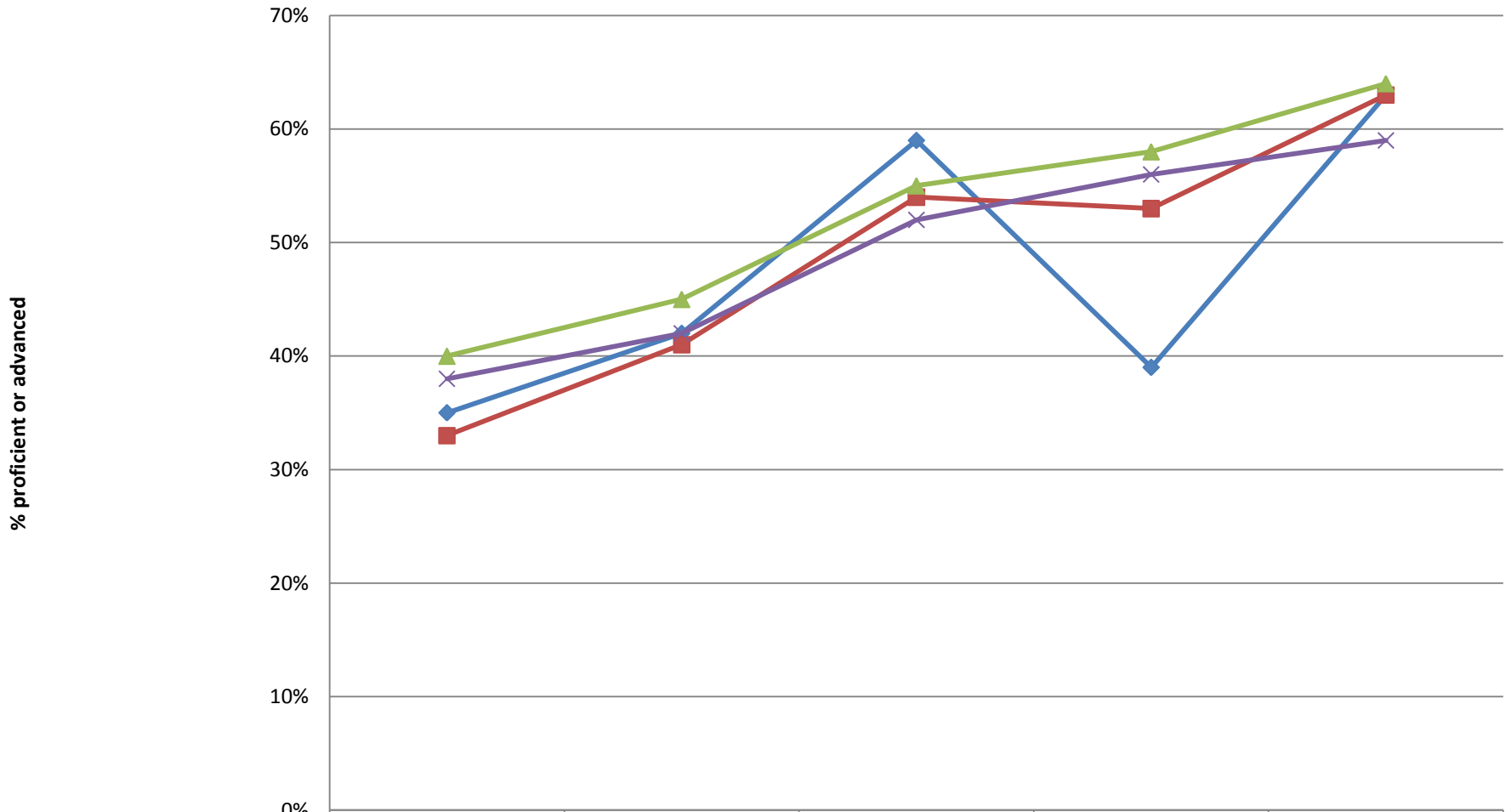
	2006	2007	2008	2009	2010
◆ Guajome Park Academy	18%	14%	35%	35%	62%
■ Vista Unified School District	37%	34%	37%	43%	41%
▲ San Diego County	32%	31%	36%	42%	45%
× California	30%	29%	33%	38%	42%

CST U.S. History Grade 11



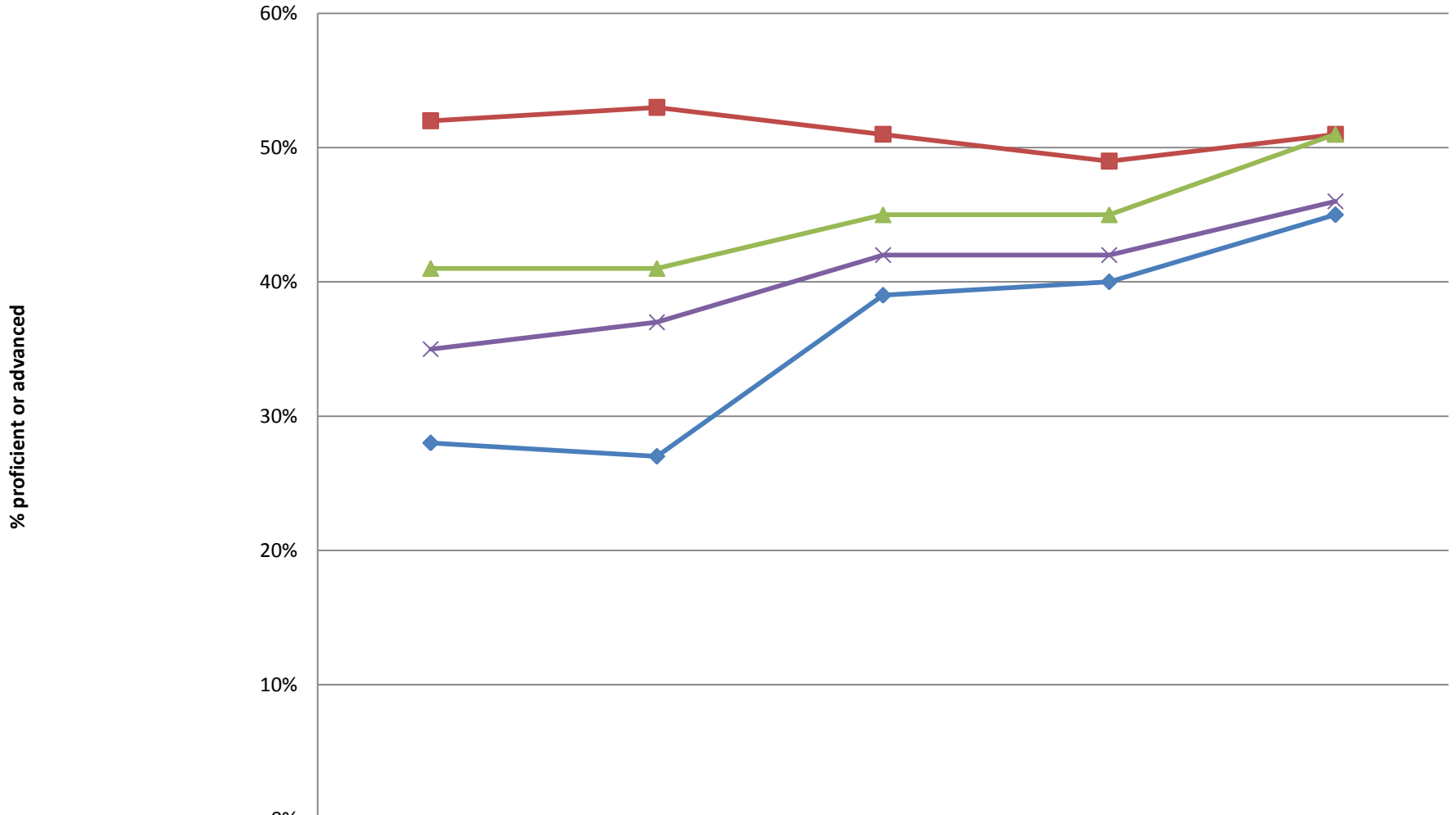
	2006	2007	2008	2009	2010
Guajome Park Academy	23%	16%	22%	34%	45%
Vista Unified School District	42%	42%	44%	49%	45%
San Diego County	37%	38%	40%	47%	49%
California	35%	35%	38%	44%	45%

CST Science Grade 8



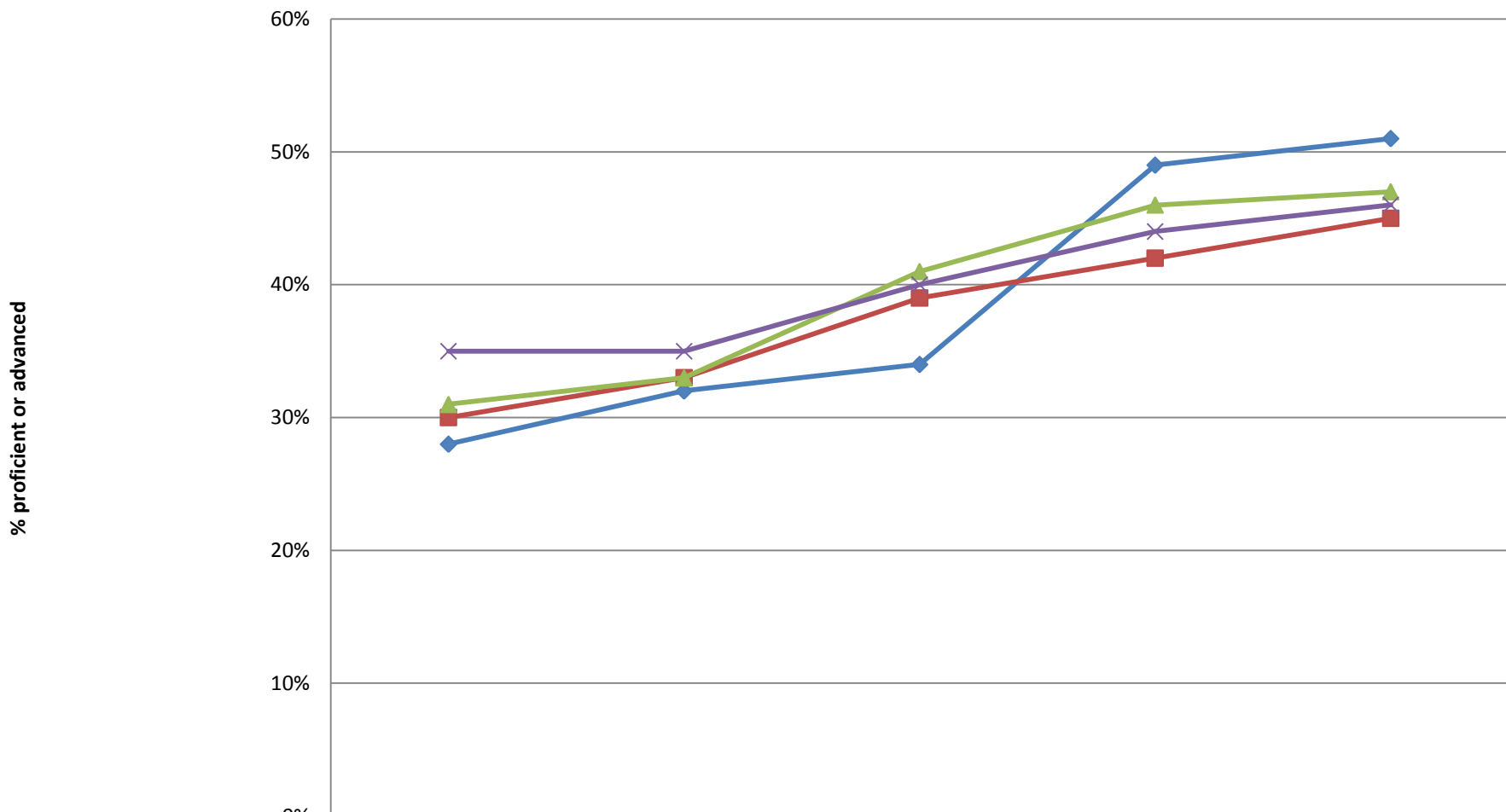
	2006	2007	2008	2009	2010
◆ Guajome Park Academy	35%	42%	59%	39%	63%
■ Vista Unified School District	33%	41%	54%	53%	63%
▲ San Diego County	40%	45%	55%	58%	64%
× California	38%	42%	52%	56%	59%

CST Biology



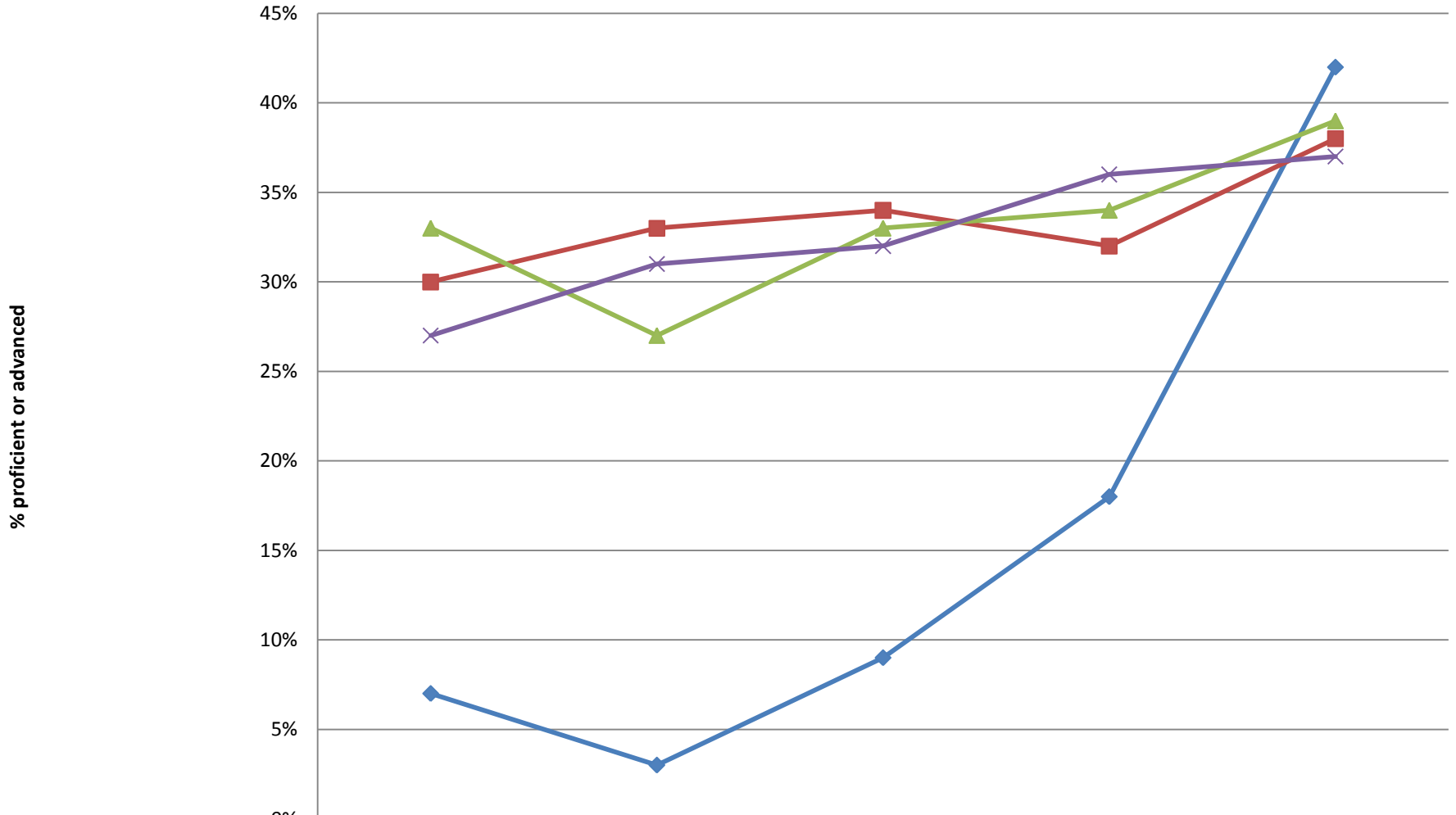
	2006	2007	2008	2009	2010
Guajome Park Academy	28%	27%	39%	40%	45%
Vista Unified School District	52%	53%	51%	49%	51%
San Diego County	41%	41%	45%	45%	51%
California	35%	37%	42%	42%	46%

CST Science-Life Science Grade 10



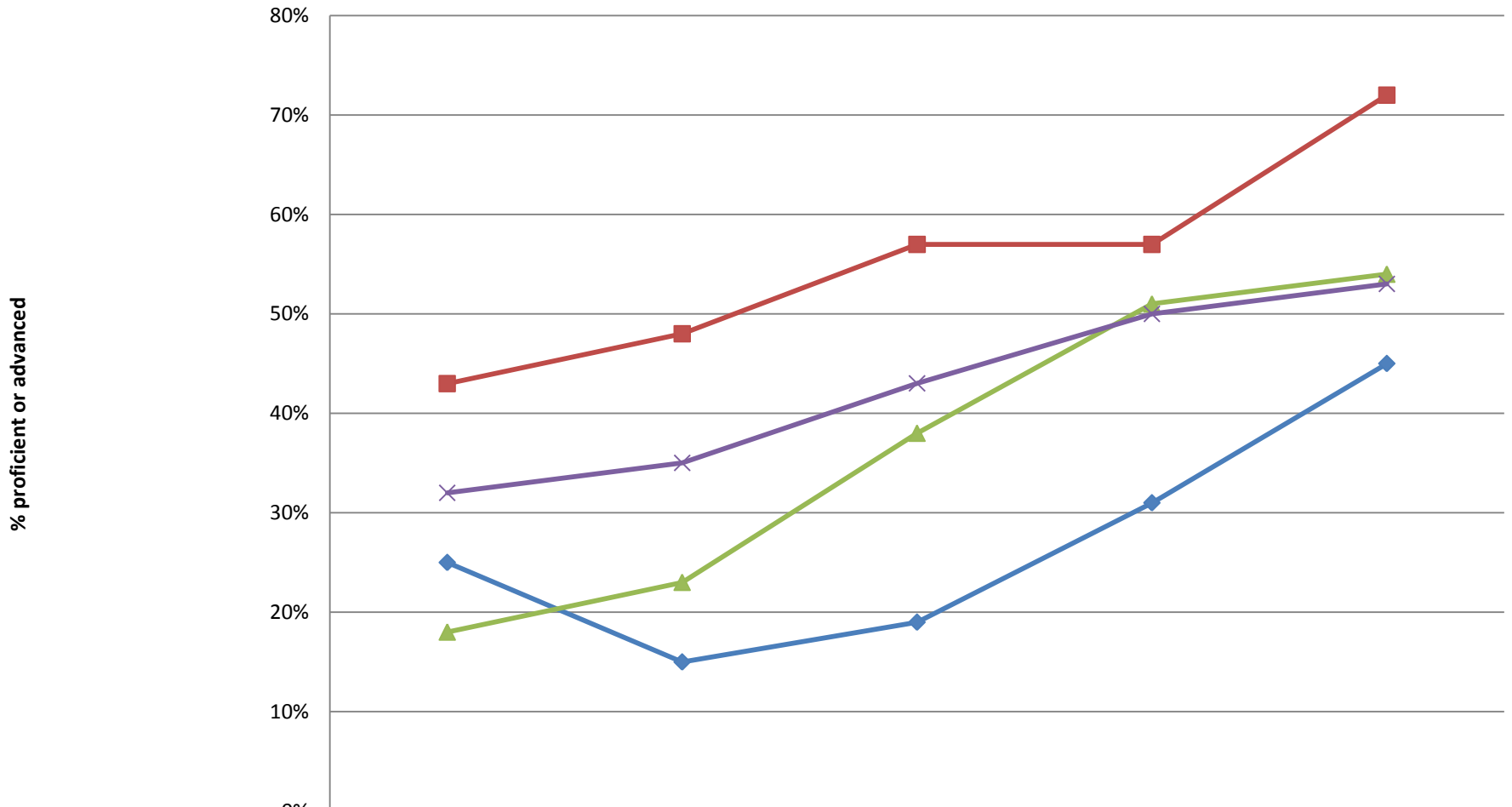
	2006	2007	2008	2009	2010
Guajome Park Academy	28%	32%	34%	49%	51%
Vista Unified School District	30%	33%	39%	42%	45%
San Diego County	31%	33%	41%	46%	47%
California	35%	35%	40%	44%	46%

CST Chemistry



	2006	2007	2008	2009	2010
—◆— Guajome Park Academy	7%	3%	9%	18%	42%
—■— Vista Unified School District	30%	33%	34%	32%	38%
—▲— San Diego County	33%	27%	33%	34%	39%
—×— California	27%	31%	32%	36%	37%

CST Physics Grade 11



	2006	2007	2008	2009	2010
Guajome Park Academy	25%	15%	19%	31%	45%
Vista Unified School District	43%	48%	57%	57%	72%
San Diego County	18%	23%	38%	51%	54%
California	32%	35%	43%	50%	53%



Guajome Park Academy

Next Steps



Guajome Park Academy

VUSD Board Report

REQUEST: “List three to five actions to be taken to continually improve the program.”

RESPONSE: There were three primary goals that we set out to achieve during the 2010-2011 school year. These were to maximize resources to support the adopted mission and vision of GPA, provide a college preparatory educational platform that promotes student achievement and success, and finally to continue to offer innovative programs that provide 21st century creative learning opportunities for our students. Through our strategic planning process, the following organizational parameters were established to hold GPA accountable to these identified outcomes; be fiscally solvent, student centered, embrace excellence, hold all stakeholders accountable to defined expectations, and embrace innovation at all levels of service and performance. The following actions were taken to support the primary goals identified, and continue to improve student performance and lay programmatic foundations going into the 2011-2012 school year:



Guajome Park Academy

VUSD Board Report

- **Maximize Resources to support the adopted mission and vision of GPA**

A review of the current operational structure, staffing roles and responsibilities took place to ensure organizational efficiency and effectiveness. Additionally, utilize our current resources to promote our educational platform and strategic plan.

- **Provide a college preparatory platform that promotes student achievement and success**

Use data to support, measure, and promote student achievement and instructional practice. We created a student performance index which measures individual, classroom and grade level student achievement levels, and demographic and student conduct data. Purchased *ZOOM* software from Data Director which identifies varied third party assessments which include but not limited too; CST results, SAT and college readiness exams. It also allows individual teacher access to measure, monitor and establish benchmark exams that support and align with this data.

- **Offer innovative programs which provide 21st century learning opportunities**

GPA established five after school enrichment courses which support the arts. During the 2011-2012 school year, GPA will expand the media arts program to include media production, film, and performance courses that align with our mission and vision. Finally, GPA has expanded AP course offerings from two courses to eleven.